



---

## CASES OF SEXUAL VIOLENCE CRIME, MODES OF ONLINE GENDER-BASED VIOLENCE IN INDONESIA

By

A. Junaedi Karso

Government Study, Muhammadiyah, University of Makassar

Jl. Sultan Alauddin Street, No. 259 Makassar

email: [junaedi@unismuh.ac.id](mailto:junaedi@unismuh.ac.id)

---

### Article Info

#### Article history:

Received Jun 26, 2025

Revised Jul 07, 2025

Accepted Jul 29, 2025

---

#### Keywords:

Crimes of Sexual  
Violence, Online  
Gender-Based Violence,  
in Indonesia

---

### ABSTRACT

During the 2016-2020 period, there were at least 5,200 cases of crimes against morality each year. According to Statistics Indonesia (BPS), the highest number of cases was reported in 2020, with a total of 6,872 cases. Cases of sexual violence, such as rape and child molestation, dominated during the COVID-19 pandemic. According to data from the Indonesian Child Protection Commission (KPAI), there were 419 cases of children in conflict with the law (ABH) due to sexual violence in 2020. The National Commission on Violence Against Women (Komnas Perempuan) noted that sexual molestation was the most common form of sexual violence against women in the personal sphere in 2020, accounting for 20.8% of all cases of sexual violence in the personal sphere throughout the year. The crime of sexual molestation is defined as a physical sexual assault, but not penetration. The Ministry of Women's Empowerment and Child Protection (PPPA) recorded 10,247 cases of violence against women throughout 2021, of which 15.2% were sexual violence. Women and children are the most likely targets of these crimes. The total number of cases of gender-based violence (GBV) against women in the personal sphere reported to Komnas Perempuan reached 2,527 in 2021. Throughout 2021, there were 3,838 cases of violence against women reported to Komnas Perempuan. Of that number, the majority of victims were from Generation Z (born 1995-2010). The most common types of cases were: (1) Violence by ex-boyfriends, reaching 813 cases. This number is equivalent to 32.2% of the total KBG in the personal sphere reported to the National Commission on Violence Against Women; (2) Violence against wives, totaling 771 cases (30.5%), followed by violence in relationships, totaling 463 cases (18.3%), and violence against girls, totaling 212 cases (8.4%). (3) Violence by other perpetrators in personal relationships within the household, totaling 171 cases, violence by ex-husbands, totaling 92 cases, and violence against domestic workers, totaling 5 cases. Reports of violence received by the police in the first year of the Covid-19 pandemic were the highest since 2016. By gender, the majority of victims reporting violence in 2020 were male, at 58.67%, while female victims reported only 44.58%. The majority of sexual violence cases in Indonesia end without certainty. This is because 57% of sexual violence victims admit there is no resolution to their cases. The solutions are: (1) Paying the victim a sum of money. This is as stated by 39.9% of sexual violence victims; (2) 26.2% of victims eventually marry the perpetrator. Only 19.2% of victims successfully defend their sexual violence cases, resulting in the perpetrators ending up in prison

*This is an open access article under the [CC BY-SA](https://creativecommons.org/licenses/by-sa/4.0/) license.*



---

### Corresponding Author:

A. Junaedi Karso

Government Study, Muhammadiyah, University of Makassar

email: [junaedi@unismuh.ac.id](mailto:junaedi@unismuh.ac.id)

## 1. INTRODUCTION

The Central Statistics Agency (BPS) reported that there were at least 5,200 cases of crimes against morality annually between 2016 and 2020. BPS defines these crimes as rape and molestation. The highest number of cases was reported in 2020, with a total of 6,872 cases.

The National Commission on Violence Against Women (Komnas Perempuan) recorded that molestation was the most common form of sexual violence against women in the personal sphere in 2020, accounting for 20.8% of all cases of sexual violence in the personal sphere throughout the year. Molestation is defined as a physical sexual assault that does not involve penetration.

Cases of sexual violence, such as rape and molestation against children, have increased significantly during the COVID-19 pandemic. According to data from the Indonesian Child Protection Commission (KPAI), there were 419 cases of children in conflict with the law (ABH) due to being victims of sexual violence in 2020.

There were 123 cases of children in conflict with the law (ABH) as perpetrators as of August 2020. The most common crimes were physical violence (30 cases) and sexual violence (28 cases). Furthermore, children were perpetrators of traffic accidents and theft, with 13 and 12 cases, respectively.

The Central Statistics Agency (BPS) reported that 1,209 villages/sub-districts in Indonesia experienced cases of rape and crimes against morality throughout 2021.

Of these, the provinces with the highest number of villages/sub-districts with rape cases were:

- 1) East Java, with 99 villages/sub-districts.
- 2) West Java and Papua tied for second place, with 96 villages/sub-districts experiencing rape cases.
- 3) East Nusa Tenggara and North Sumatra each had 80 villages/sub-districts and 75 villages/sub-districts, respectively.

The Ministry of Women's Empowerment and Child Protection (PPPA) recorded 10,247 cases of violence against women throughout 2021, of which 15.2% were sexual violence. Women and children are the groups most likely to be targets of these crimes.

The total number of cases of gender-based violence (GBV) against women in the personal sphere reported to the National Commission on Violence Against Women (Komnas Perempuan) reached 2,527 in 2021. Throughout 2021, 3,838 cases of violence against women were reported to Komnas Perempuan. Of these, the majority of victims were from Generation Z (born 1995-2010).

Of these, the most common types of cases were:

- 1) Violence by ex-boyfriends, which reached 813 cases. This number is equivalent to 32.2% of the total GBV in the personal sphere reported to Komnas Perempuan.
- 2) Violence against wives accounted for 771 cases (30.5%), followed by violence in relationships (463 cases) (18.3%), and violence against girls (212 cases) (8.4%).
- 3) Violence by other perpetrators in personal relationships within the household (171 cases), violence by ex-husbands (92 cases), and violence against domestic workers (5 cases).

(1) The National Commission on Violence Against Women (Komnas Perempuan) recorded 1,704 female victims of violence between the ages of 18 and 24. This number is the largest among all age groups.

(2) There were 778 female victims of violence aged 25 and 40, 390 victims aged 14 and 17, and 262 victims aged 41 and 60.

(3) There were also 127 victims aged 61-80 years, 16 victims aged over 80 years, 9 victims aged 6-13 years, and 2 victims aged under 5 years.

(4) Meanwhile, there were 550 other female victims of violence whose ages were unknown.

Breaking down the number of female victims by occupation, students accounted for the highest number, at 37.6% of the total. Second were housewives, at 20.4%.

Third were unemployed victims, at 14%. Fourth were private employees or laborers, at 8%. Fifth, employed victims, at 6.8%.

Civil servants or officials also ranked sixth, at 2.3%. Seventh were traders, farmers, or fishermen, at 1.6%. Victims who did not provide an occupation (N/A) also accounted for 9.3%. (Databoks.co.id, 03/02/2023).

Cyber-based gender violence (KBGS) followed in second place, at 16.6%. Rape and sexual harassment in the personal sphere accounted for 15.6% and 11.1%, respectively. Meanwhile, incest, or sexual relations between people related by blood, reached 10.8%. (Databoks.co.id, 12/03/2021).

The Indonesian Child Protection Commission (KPAI) received 2,982 public complaints regarding special child protection cases in 2021. Of these, the largest number, or 1,138 cases, involved children reported as victims of physical and/or psychological violence.



Reports of violence received by the police in the first year of the COVID-19 pandemic were the highest since 2016. By gender, the number of reported victims of violence in 2020 was predominantly male, at 58.67%, while only 44.58% were female.

The increase in the number of reports indicates that public confidence in reporting cases of violence to the authorities has increased.

These cases of physical and psychological violence included 574 cases of abuse, 515 cases of psychological violence, 35 cases of murder, and 14 cases of child brawls. Perpetrators of physical and/or psychological violence against victims are generally known to the victims, such as friends, neighbors, teachers, or even parents.

In addition to physical and psychological violence, 859 cases of children were also reported as victims of sexual crimes. There were also 345 cases of children being victims of pornography and cybercrime.

Furthermore, 175 cases of children were reported as victims of abuse and neglect, and 147 cases of children being victims of economic and/or sexual exploitation. Meanwhile, there were 126 cases of children facing legal action as perpetrators.

The methods used by perpetrators of Online Gender-Based Violence (KBGO) are summarized as diverse. Based on complaints received, relationship manipulation was the most common method in the first quarter of 2025. Other methods include personal issues (relationship conflicts), video call sex (VCS) manipulation, and transactional methods.

The Gender Equality Barometer Quantitative Study Report shows that the majority of sexual violence cases in Indonesia end without resolution. 57% of sexual violence victims reported no resolution.

- 1) Another option for resolving sexual violence cases is to pay the victim money. This was stated by 39.9% of sexual violence victims.
- 2) 26.2% of victims eventually married the perpetrator. The rate of resolving sexual violence cases peacefully or amicably was just below this, at 23.8%. Only 19.2% of victims successfully intervened in their sexual violence cases, resulting in the perpetrator being imprisoned.

### Problem Formulation and Data Collection Techniques

Based on the background above, the problem formulation in this journal is: "Cases of Sexual Violence Crimes, the Mode of Online Gender-Based Violence in Indonesia"?

This data collection technique uses online data searches/internet searching, browsing, surfing, downloading data, books, media, websites, expert sources, and other data related to matters related to "Cases of Sexual Violence Crimes, the Mode of Online Gender-Based Violence in Indonesia."

## 2. DISCUSSION

Law No. 12 of 2022 concerning Criminal Acts of Sexual Violence (UU TPKS) is a visual representation explaining the key points of the law. The TPKS Law aims to prevent, handle, protect, and rehabilitate victims of sexual violence, as well as enforce the law and rehabilitate perpetrators. This law also ensures the non-recurrence of sexual violence and creates an environment free from sexual violence. The important points of the TPKS Law can be seen in the following Indonesian language infographic below:



Sumber: Akurat.co (2022)

Before the TPKS Law Was Passed, Thousands of Rape Cases Were Reported in Indonesia Each Year

The House of Representatives (DPR) passed the Sexual Violence Crimes Law (UU TPKS) in a plenary session held in Jakarta on Tuesday (April 12, 2022). Before the TPKS Law was passed, thousands of cases of sexual violence occurred annually in Indonesia.

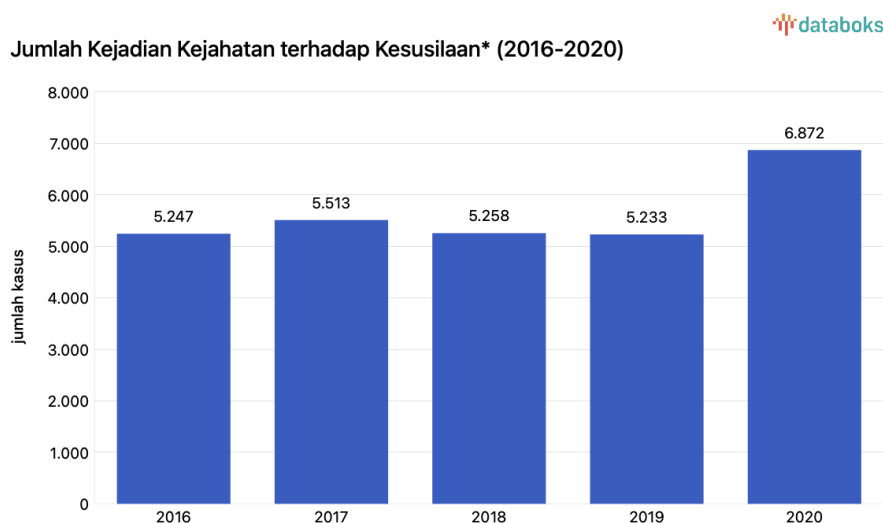
According to a report by the Central Statistics Agency (BPS), there were at least 5,200 cases of crimes against morality reported annually between 2016 and 2020. BPS defines these crimes against morality as rape and molestation. (Databoks.co.id, April 12, 2022).

The highest number of cases was reported in 2020, with a total of 6,872 cases, as shown in the graph.

The types of sexual violence regulated in the TPKS Law are more specific than rape and molestation, with the following details:

- 1) Physical sexual harassment
- 2) Non-physical sexual harassment
- 3) Electronic sexual harassment
- 4) Sexual torture
- 5) Forced contraception
- 6) Forced sterilization
- 7) Sexual exploitation
- 8) Forced marriage
- 9) Sexual slavery

To clarify the data, you can see the Indonesian language graph below:



Source: BPS (2016-2020). Other Information: Rape and Indecent Acts

Cases of Sexual Violence Against Children Dominate During the COVID-19 Pandemic

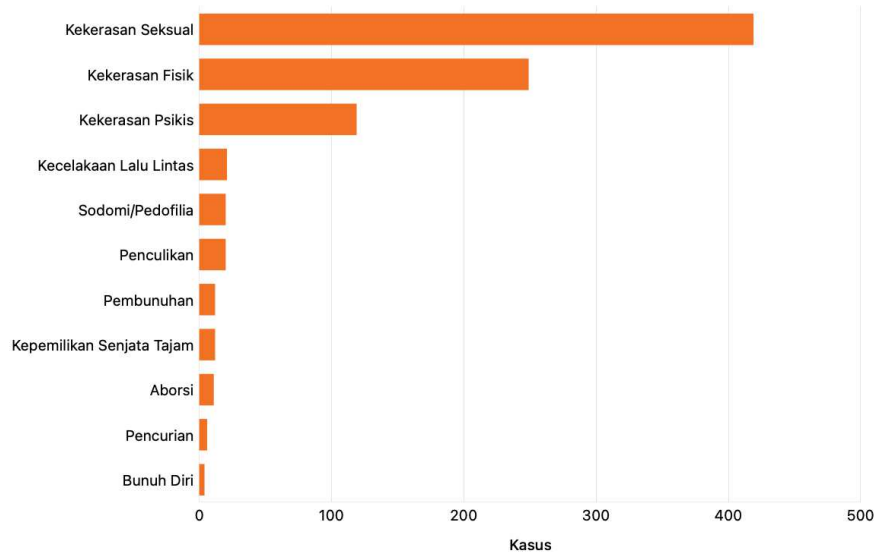
Cases of sexual violence, such as rape and child molestation, have dominated during the COVID-19 pandemic. According to data from the Indonesian Child Protection Commission (KPAI), there were 419 cases of children in conflict with the law (ABH) due to sexual violence in 2020.

Second place was occupied by children experiencing physical violence, with 249 cases throughout the year. Another 119 children were victims of psychological violence. Furthermore, 21 children were involved in traffic accidents.

Children were victims of sodomy/pedophilia and kidnapping, each accounting for 20 cases. Meanwhile, children were victims of murder and possession of sharp weapons, each accounting for 12 cases. (Databoks.co.id, May 27, 2021). To clarify the data, you can see the Indonesian language graph below:



Anak Berhadapan Hukum (ABH) sebagai Korban Menurut Kasus (2020)



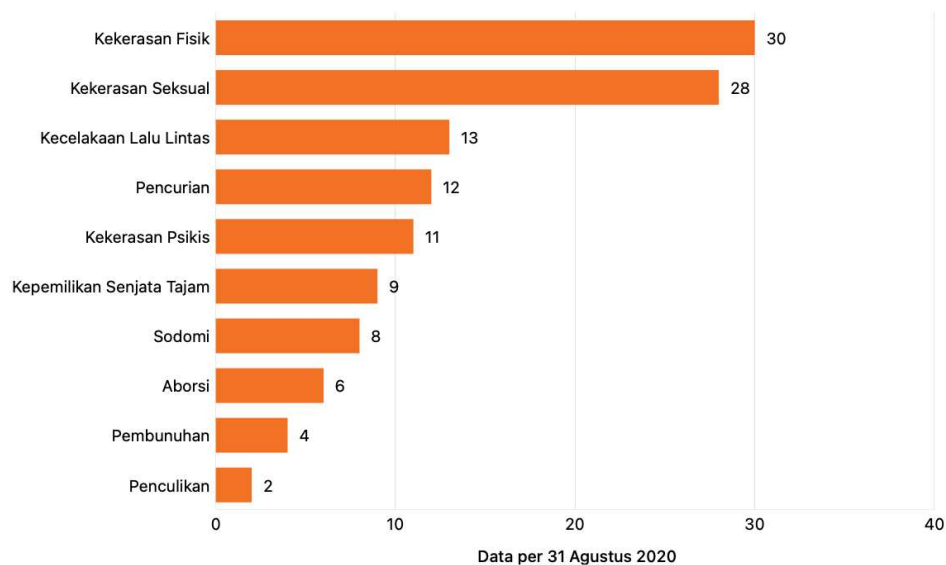
Source: KPAI (2020)

### Children's Crime Cases Dominated by Physical Violence

The Indonesian Child Protection Commission (KPAI) report noted 123 cases of children in conflict with the law (ABH) as of August 2020. The most common crimes were physical violence (30 cases) and sexual violence (28 cases). Furthermore, children were perpetrators of traffic accidents and theft, with 13 and 12 cases, respectively.

According to Law Number 11 of 2021 concerning the Juvenile Criminal Justice System, children in conflict with the law are defined as children in conflict with the law, children who are victims of crime, and children who are witnesses to crime. (Databoks.co.id, April 12, 2021). To clarify the data, you can see the Indonesian language graph below:

Kasus Anak Berhadapan Hukum (ABH) sebagai Pelaku (2020)



Source: KPAI (2020)

### Reports of Violence Victims Increase During the Pandemic

According to data from the Central Statistics Agency (BPS, March 28, 2022), the proportion of victims of violence reporting to the police reached 52.43% in 2020.

Reports of violence received by the police in the first year of the Covid-19 pandemic were the highest since 2016.

When viewed by gender, the victims of violence who reported in 2020 were predominantly male, at 58.67%, while only 44.58% were female.

The percentages in this report are derived from a comparison between the number of victims of violence reporting to the police and the total number of victims of violence estimated to occur each year.

The increase in the percentage of reporting indicates that public confidence in reporting cases of violence to the authorities has increased.

The cases of violence recorded here include all crimes and violations punishable by law under the Criminal Code that affect a person's personal safety. (Databoks.co.id, March 28, 2022).

Reported cases include theft with violence (including mugging and robbery), assault, sexual harassment (including rape and molestation), and so on, as shown in the graph. So to clarify the data, you can see the Indonesian language graph below:



Source: BPS (2015-2020)

### Provinces with the Highest National Rape Cases: Here's the Distribution

The Central Statistics Agency (BPS) reported that 1,209 villages/sub-districts in Indonesia experienced rape and indecency crimes throughout 2021.

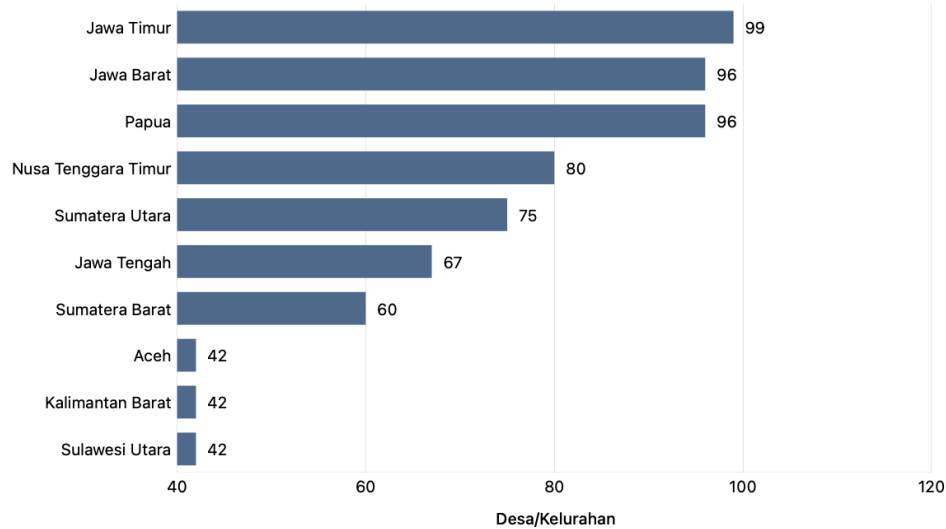
Of these, the provinces with the highest number of rape cases were:

- 1) East Java, with 99 villages/sub-districts.
- 2) West Java and Papua were second with 96 rape cases.
- 3) East Nusa Tenggara and North Sumatra each had 80 and 75 villages/sub-districts, respectively.

The Ministry of Women's Empowerment and Child Protection (PPPA) recorded 10,247 cases of violence against women throughout 2021, of which 15.2% were sexual violence. Women and children are the most likely targets of crime. (Databoks.co.id, 03/29/2022). To clarify the data, you can see the Indonesian language graph below:



10 Provinsi dengan Jumlah Desa/Kelurahan yang Paling Banyak Terjadi Perkosaan (2021)



Source: BPS (2021)

**Ex-Boyfriends, the Main Perpetrators of Violence Against Women in the Personal Sphere**

Gender-based violence (GBV) against women in the personal sphere is violence experienced by women in the private sphere by perpetrators who are related by blood, kinship, marriage, or intimate relationship with the victim. In the personal sphere, cases are categorized based on the relationship between the victim and the perpetrator.

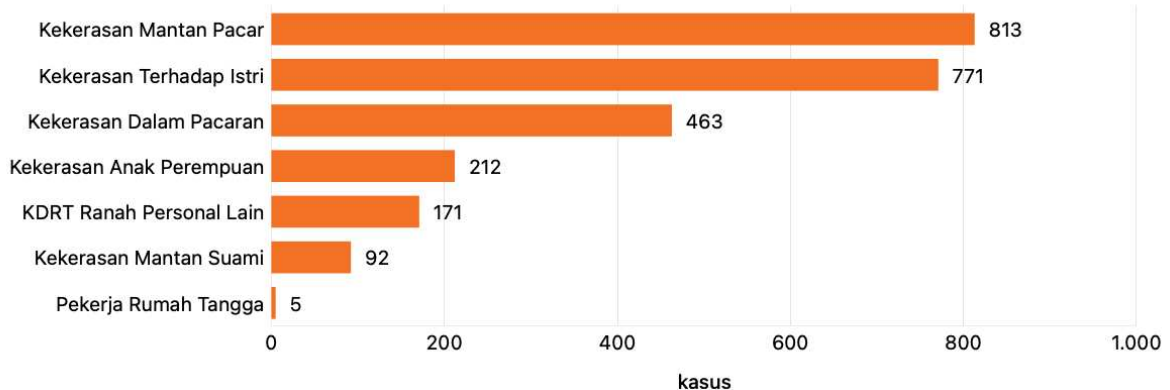
The total number of GBV cases in the personal sphere reported to the National Commission on Violence Against Women reached 2,527 in 2021.

Of this number, the most common type of violence was violence by ex-boyfriends, reaching 813 cases. This figure is equivalent to 32.2% of the total GBV cases in the personal sphere reported to the National Commission on Violence Against Women.

In second place was violence against wives, with 771 cases (30.5%), followed by violence in relationships with 463 cases (18.3%), and violence against girls with 212 cases (8.4%).

There were also 171 cases of violence by other perpetrators in personal relationships within the household, 92 cases of violence by ex-husbands, and 5 cases of violence against domestic workers (Databoks.co.id, June 21, 2022). To clarify the data, you can see the Indonesian language graph below:

Kasus Kekerasan terhadap Perempuan di Ranah Personal menurut Jenisnya (2021)



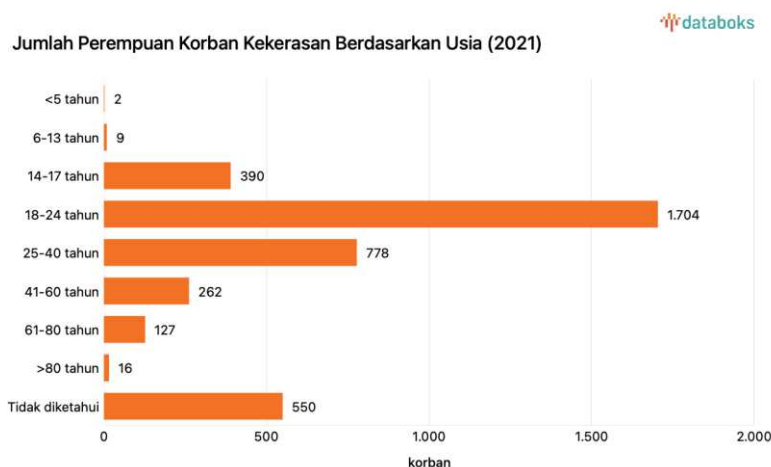
Source: National Commission on Violence Against Women (2021)

**Generation Z Most Victims of Violence**

Throughout 2021, 3,838 cases of violence against women were reported to the National Commission on Violence Against Women. Of that number, the majority of victims were from Generation Z (born 1995-2010). The National Commission on Violence Against Women recorded 1,704 female victims of violence between the ages of 18 and 24. This number is the largest among all age groups.

Furthermore, there were 778 female victims of violence aged 25-40, 390 victims aged 14-17, and 262 victims aged 41-60. There were also 127 victims aged 61-80, 16 victims over 80, 9 victims aged 6-13, and 2 victims under 5.

Meanwhile, there were 550 other female victims of violence whose ages were unknown. The National Commission on Violence Against Women also noted that the majority of perpetrators of violence against women were aged 18-24, at 649. This was followed by 585 perpetrators aged 25-40, and 249 perpetrators aged 40-60. (Databoks.co.id, June 16, 2022). To clarify the data, you can see the Indonesian language graph below:



Source: National Commission on Violence Against Women (2021)

**What is the Trend in Rape and Molestation Cases in Indonesia Over the Past Five Years?**

The Central Statistics Agency (BPS) released a report titled "Criminal Statistics 2023," which lists trends in sexual crimes, including rape and molestation, in Indonesia over the past five years. The results show that the number of rape and molestation cases in Indonesia tended to fluctuate from 2018 to 2022.

Throughout 2022, the number of rape and molestation cases reached 4,336 per year. This number decreased compared to 2021 and 2020, which were 5,905 and 6,872 cases, respectively.

On the other hand, the number of rape and molestation cases actually tended to increase from before the pandemic to the beginning of the COVID-19 pandemic. This is as seen in the graph above.

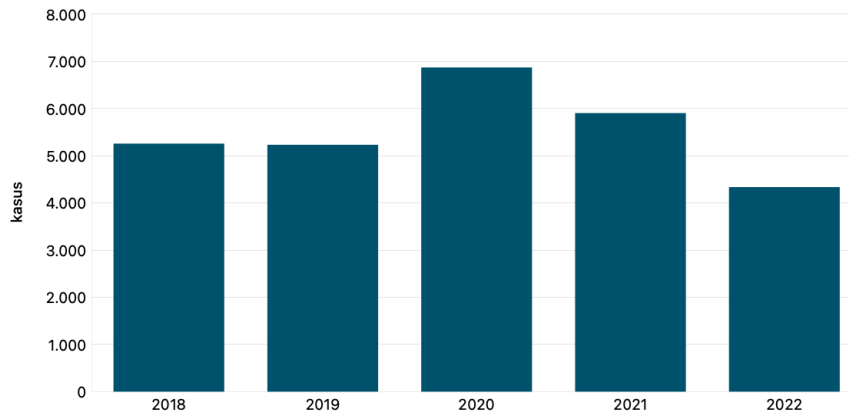
Trendwise, the highest number of rape and molestation cases in the last five years occurred in 2020. Despite a sharp increase in 2020, the number of rape and molestation cases began to decline in 2021 and reached a five-year low in 2022.

Throughout 2022, North Sumatra was the regional police (Polda) region with the most reported rape and molestation cases, with 453 cases. This was followed by West Java and East Java, with 380 and 297 cases, respectively.

Meanwhile, the Bangka Belitung Islands were recorded as the regional police (Polda) region with the fewest rape and molestation cases last year, with only 35 cases. This was followed by Central Kalimantan and Bali, with 36 and 38 cases, respectively. (Databoks.co.id, December 15, 2023). To clarify the data, you can see the Indonesian language graph below:



Jumlah Kasus Perkosaan dan Pencabulan di Indonesia (2018-2022)



Source: BPS (2018-2022)

### Female Students Are the Most Common Victims of Violence

The Ministry of Women's Empowerment and Child Protection (KemenPPPA) reported that throughout 2022, there were 26,112 cases of violence against children and women. Of these cases, 23,684 were female victims. This figure significantly outnumbers the 4,394 male victims.

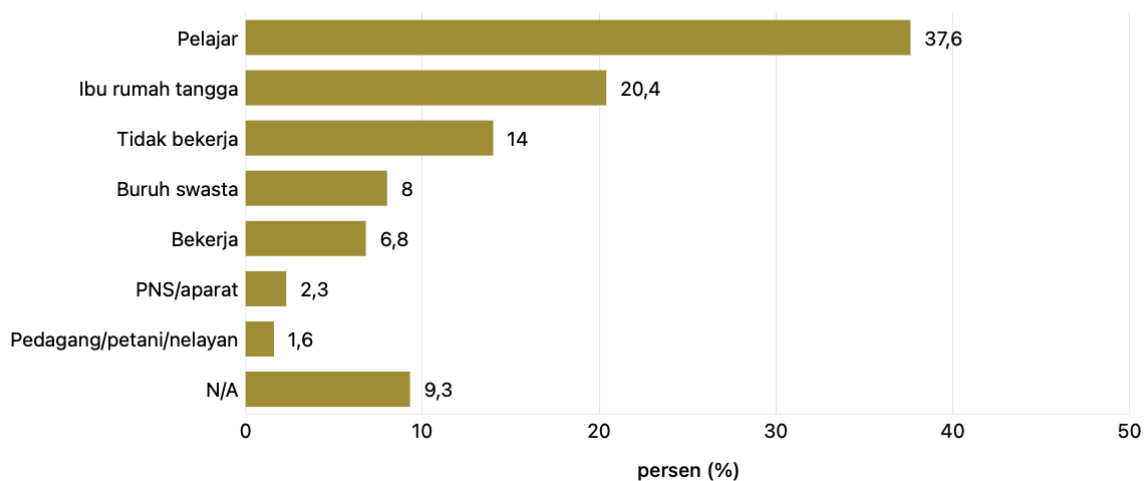
Breaking down the number of female victims by occupation, students accounted for the highest number of victims, comprising 37.6% of the total. Second were housewives at 20.4%.

Third were unemployed victims at 14%. Fourth were private sector employees or laborers at 8%. Fifth were employed victims at 6.8%.

Civil servants or officials were also among the sixth most common victims, at 2.3%. Seventh were traders, farmers, or fishermen at 1.6%. 9.3% of victims also reported not filling in the occupation column (N/A). (Databoks.co.id, 03/02/2023).

The data was collected based on reporting periods throughout 2022. This data is recorded in the Online Information System for the Protection of Women and Children (Simfoni PPA). To clarify the data, you can see the Indonesian language graph below:

Persentase Pelajar Perempuan dan Korban Kekerasan Lainnya Menurut Pekerjaan (2022)\*



Source: Ministry of Women's Empowerment (2022)

**Crimes Against Women and Children in 2023**

National Police Chief Listyo Sigit Prabowo revealed that the police received 21,768 cases of crimes against women and children during 2023. Of these, only 8,008 cases, or 36.76%, were resolved by the police throughout the year.

Listyo Sigit stated this at the 2023 Year-End Performance Release event at National Police Headquarters on Wednesday (December 27, 2023). The National Police (Polri) provides psychological support to both women and children, and there is a diversion mechanism for children in resolving cases.

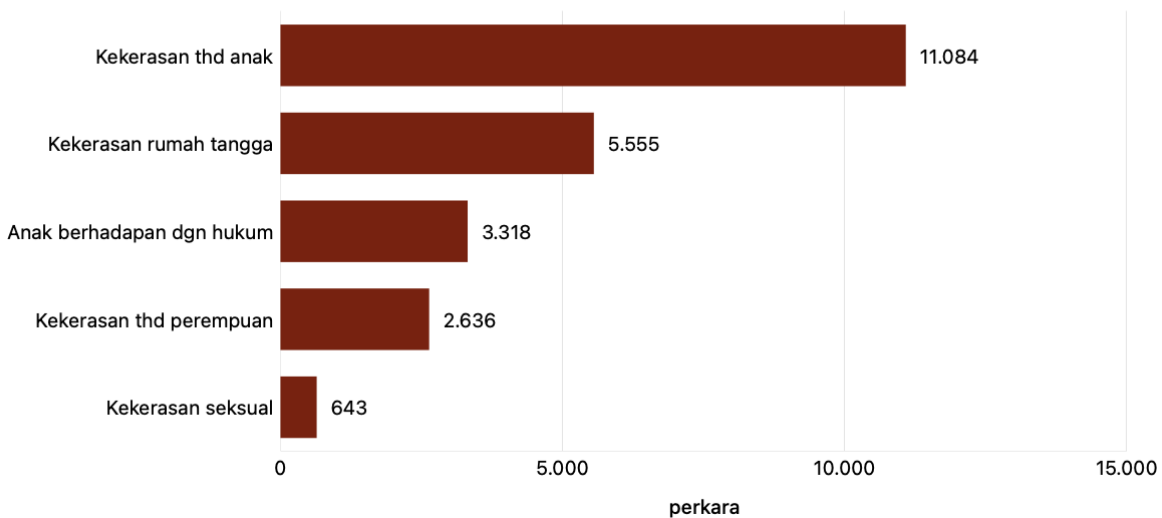
By type, the most frequently reported crimes to the National Police in 2023 were violence against children, namely:

- 1) 11,084 cases, a 12.3% increase compared to last year (year-on-year/yoy).
- 2) 5,555 cases of domestic violence throughout the year, a 147.8% increase (yoy).
- 3) The number of children in conflict with the law was recorded at 3,318 cases, a 45.67% decrease (yoy).
- 4) The National Police also received 2,636 reports of violence against women, a 62.16% decrease (yoy).
- 5) Finally, there were 643 cases of sexual violence reported in 2023, a 387% increase (yoy). (Databoks.co.id, 12/28/2023)

To clarify the data, you can see the Indonesian language graph below:



**Jumlah Kejahatan terhadap Perempuan dan Anak Berdasarkan Jenis (2023)**



Source: Indonesian National Police (2023)

**North Sumatra, the Province with the Most Reported Sexual Assault Cases in 2023**

According to data from the Central Statistics Agency (BPS), there were 2,739 reported cases of sexual assault in Indonesia throughout 2023. This figure decreased by 5.32% compared to the previous year's 2,893 cases. The highest number of sexual assault cases was recorded in the jurisdiction of the North Sumatra Regional Police (Polda), with 281 cases.

Meanwhile, the lowest number of sexual assault cases was recorded in the Banten Regional Police, with 12 cases. This was followed by Central Kalimantan and Bali, with 13 cases each.

The following is a list of the 10 regional police jurisdictions with the most reported cases of sexual abuse nationally in 2023:

- 1) North Sumatra: 281 cases
- 2) South Sulawesi: 246 cases
- 3) North Sulawesi: 186 cases
- 4) West Sumatra: 149 cases
- 5) Aceh: 147 cases
- 6) West Java: 136 cases
- 7) East Java: 135 cases
- 8) East Nusa Tenggara: 132 cases

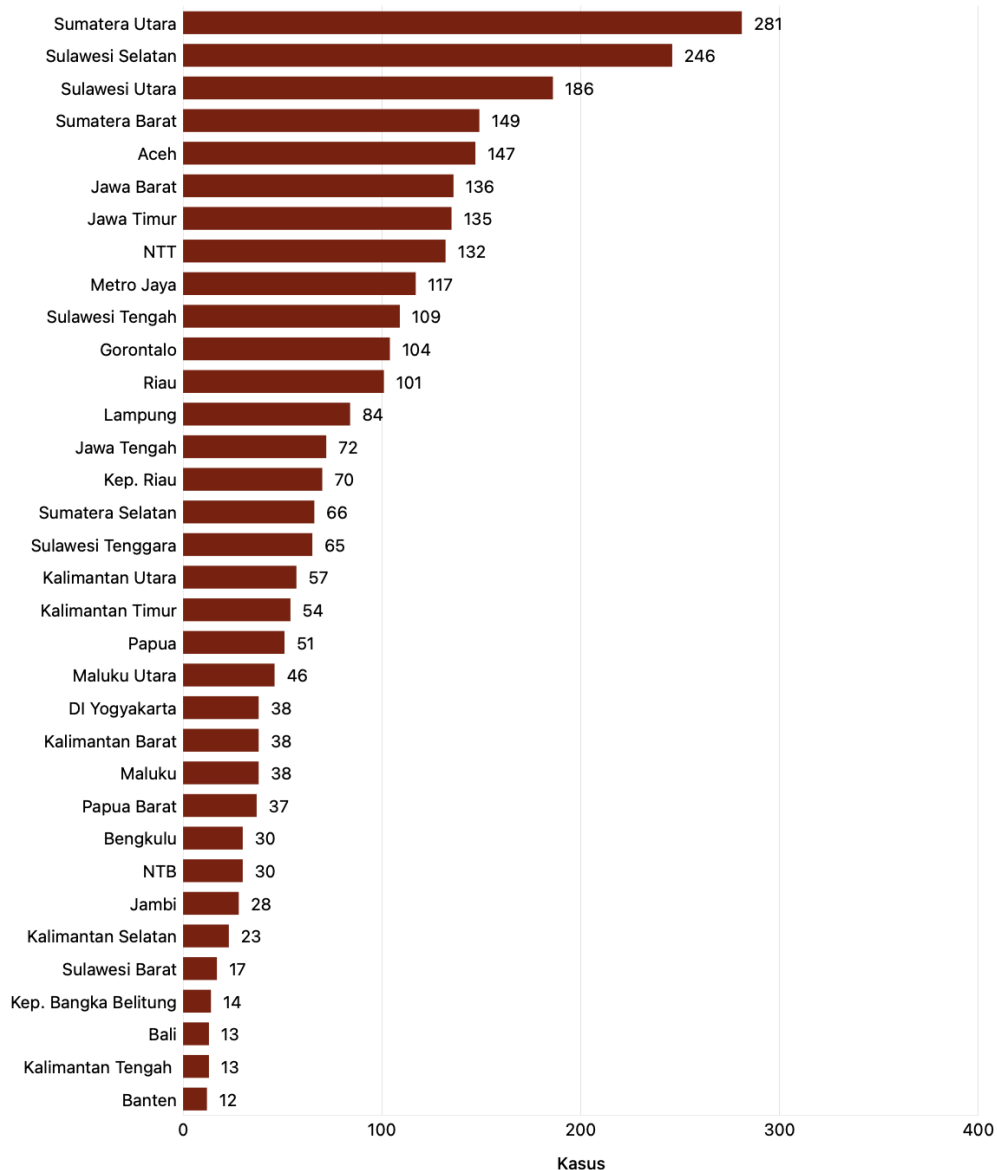


- 9) Metro Jaya: 117 cases
- 10) Central Sulawesi: 109 cases

The Central Statistics Agency (BPS) also recorded 9,070 cases of crimes against morality nationally throughout 2023. In addition to sexual abuse, there were 3,691 cases of child rape; 1,410 cases of sexual violence; and 1,230 cases of rape. (Databoks.co.id, December 17, 2024). To clarify the data, you can see the Indonesian language graph below:



Jumlah Laporan Kasus Pencabulan Berdasarkan Wilayah Hukum Polda di Indonesia (2023)



Source: BPS (2023)

### West Java, Province with the Most Cases of Violence Against Women in 2023

The National Commission on Violence Against Women (Komnas Perempuan), together with the Ministry of Women's Empowerment and Child Protection (PPPA) and the Service Procurement Forum (FPL), released the 2023 Violence Against Women Data Synergy Report. The report recorded 34,682 women reporting themselves as victims of violence. Despite this high figure, Komnas Perempuan believes there are still unreported cases.

Komnas Perempuan Chairperson Andy Yentriyani stated in a press conference broadcast on her YouTube channel on Monday (August 12, 2024). "This figure is still the tip of the iceberg of the issue of violence against women."

By province, the highest number of cases of violence against women occurred in West Java, with 3,901 reports last year. This was followed by Central Java and East Java, with 2,783 and 2,775 reports, respectively.

According to Sulistyo Wibowo, Head of the Data and Information Bureau of the Ministry of Women's Empowerment and Child Protection, the high number of reports of victims of violence in these three provinces is driven by access to services and the availability of civil society organizations providing services, which are most prevalent on the island of Java. "Furthermore, infrastructure facilitates reporting, such as roads, vehicles, internet connections, and electricity."

Meanwhile, the region with the fewest reports of female victims of violence came from abroad, with 24 reports. This was followed by Highlands Papua and Central Papua, each with 47 reports.

The most common form of violence experienced by victims was sexual violence, with 15,621 cases. Psychological violence followed with 12,878 cases, physical violence with 11,099 cases, and other forms of violence with 6,807 cases. "It's possible that victims may have experienced more than one type of violence." (Databoks.co.id, August 13, 2024). To clarify the data, you can see the Indonesian language graph below:



Source: National Commission on Violence Against Women, Ministry of Women's Empowerment and Child Protection, and FPL (2023)

### National Commission for Child Protection: 3,547 Cases of Child Violence in 2023, Mostly Sexual Violence

The National Commission for Child Protection (Komnas PA) revealed that 3,547 complaints of cases of violence against children were received throughout 2023. These complaints were collected through various channels, including direct reports, hotline services, and electronic messages. This number of complaints increased compared to the previous year.

Acting Chairperson of Komnas PA Lia Latifah stated in a virtual press conference on Thursday (December 28, 2023), "Compared to the previous year, this year has seen a 30% increase."

The most dominant cases were sexual violence, with 1,915 complaints received throughout the year. Some of the reasons for sexual violence include watching pornographic videos. This was followed by physical violence with 985 cases and psychological violence with 674 cases.

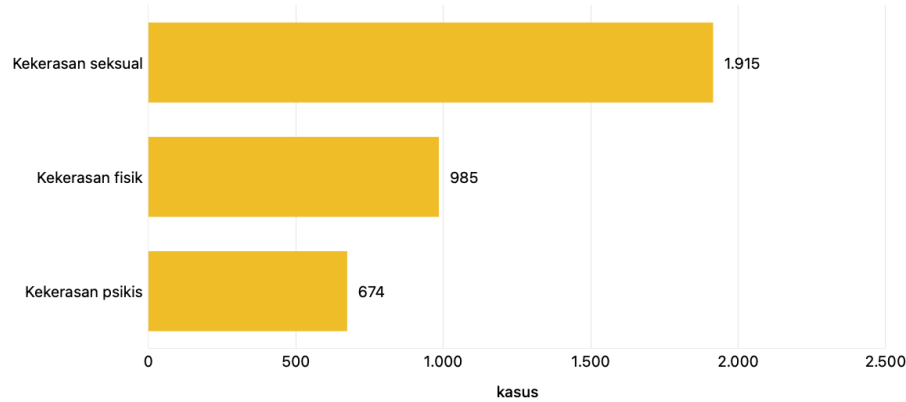
Based on location, the most cases of violence against children occur within the family environment, at 35%. This is followed by incidents in schools at 30%, social settings at 23%, and unspecified cases at 12%.

In response to the massive number of cases of violence against children, the National Commission on Child Protection (Komnas PA) has taken several preventive measures. One example is providing educational seminars to 21,150 children across Indonesia. Furthermore, Komnas PA has also provided parenting activities to 3,600 parents. (Databoks.co.id, 12/29/2023).

Solving problems involving children is our priority. Therefore, we provide education not only for children but also for parents. To clarify the data, you can see the Indonesian language graph below:



Jumlah Kasus Kekerasan Anak yang Diadukan ke Komnas  
Perlindungan Anak (2023)



Source: National Commission on Child Protection (KomnasPA) (2023)

### Thousands of Cases of Violence in Indonesia, Mostly Teenagers

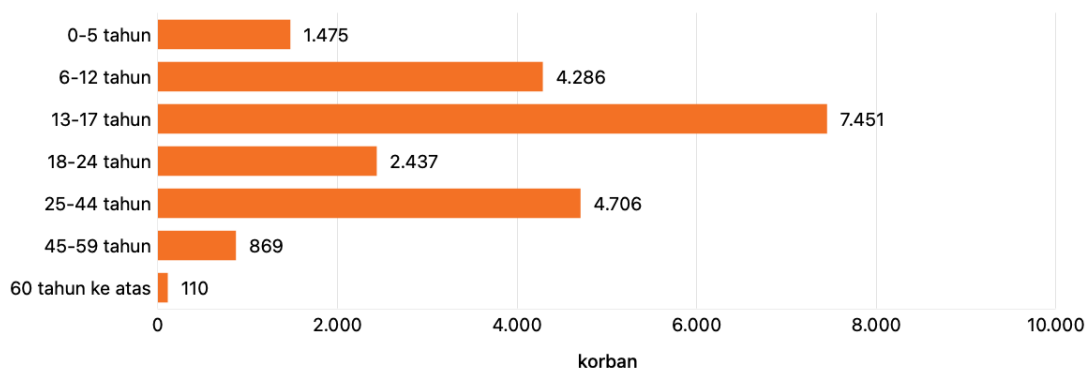
According to data from the Ministry of Women's Empowerment and Child Protection (Kemen-PPPA), between January 1 and September 27, 2023, there were 19,593 cases of violence recorded throughout Indonesia. This figure represents the real-time number of cases at 2:35 PM WIB (Western Indonesian Time). The data was collected through the Online Information System for the Protection of Women and Children (Simfoni PPA). Of these cases, 17,347 were female and 3,987 were male.

By age, victims of violence in Indonesia are predominantly in the 13-17 age group, accounting for 7,451 victims, or approximately 38% of the total victims of violence during this period.

The next highest number of victims were in the 25-44 age group, followed by those in the 6-12 age group, those in the 18-24 age group, and those in the 0-5 age group, with details shown in the graph.

The Ministry of Women's Empowerment and Child Protection also found that the most common type of violence experienced by victims was sexual violence, with 8,585 cases, followed by physical violence with 6,621 cases, and psychological violence with 6,068 cases. (Databoks.co.id, September 27, 2023). To clarify the data, you can see the Indonesian language graph below:

Jumlah Laporan Kasus Korban Kekerasan Seksual di Indonesia  
Berdasarkan Kelompok Usia (1 Januari-27 September 2023)\*



Source: Ministry of Women's Empowerment and Child Protection (2023)

### Be Aware of the Methods of Perpetrators of Online Gender-Based Violence

Cases of online gender-based violence, or KBGO, are still rampant. According to data from the Southeast Asia Freedom of Expression Network (SAFENet), the number reached 1,902 cases in 2024.

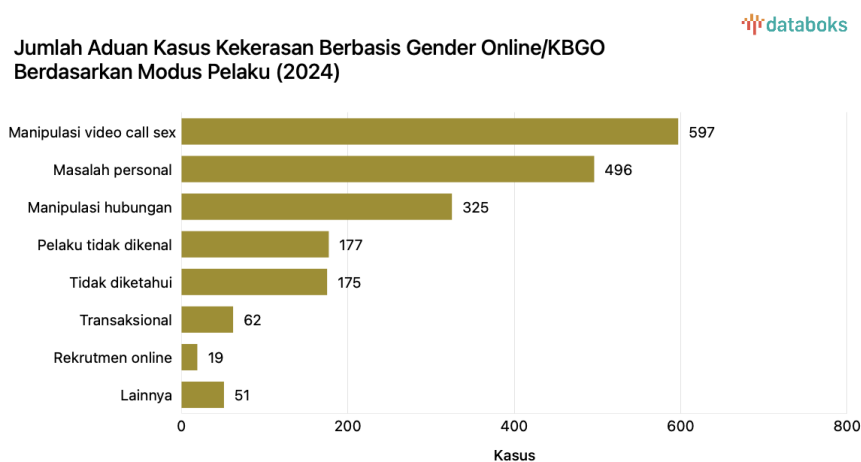
SAFENet also categorized these cases based on the perpetrator's method. The most common method was video call sex (VCS) manipulation, with 597 cases.

Another common method involved revealing personal issues, such as those related to friendships, family, or romantic relationships, with 496 cases. Next, there was relationship manipulation, with 325 cases. The perpetrator's method, unknown to the victim, was also quite high, with 177 cases.

The victim may even be unaware of the method, with 175 cases. SAFEnet also recorded transactional methods, with 62 cases. Then there were online recruitment methods, with 19 cases. Other methods were collected in 51 cases.

SAFEnet in a report quoted on Tuesday (March 11, 2025). "These diverse methods require law enforcement officers (APH) to be more responsive to victims of GBV cases in any form."

SAFEnet stated that GBV incidents mostly occurred on instant messaging and social media platforms, with WhatsApp accounting for 41.54% of the cases. Instagram and Telegram followed, with 20.81% and 11.54%, respectively. "This is in line with the numerous reports about Telegram groups being used as a medium for the distribution of intimate content," (Databoks.co.id, 11/03/2025). To clarify the data, you can see the Indonesian language graph below:



Source: Southeast Asia Freedom of Expression Network (SAFEnet, 2024)

### Understand the Types of Online Gender-Based Violence Experienced by Indonesian Citizens

The Southeast Asia Freedom of Expression Network (SAFEnet) reports that cases of online gender-based violence (OGBV) increased significantly in 2024. This year, SAFEnet collected 480 complaints of OGBV. The details of these complaints are: 130 complaints in January, 148 complaints in February, and 93 complaints in March 2024. This number has quadrupled compared to the first quarter of 2023.

SAFEnet reported on Tuesday (July 30, 2024). OGBV during this period targeted women and children interacting in social media groups or communities.

Based on the type of OGBV, the most prevalent type was the threat of spreading intimate content, with 253 complaints. Threats of spreading intimate content are part of image-based sexual abuse (IBA). These threats were perpetrated between the perpetrator and the victim.

Furthermore, there were 90 complaints of sexual extortion, or sextortion. There were also 73 complaints of nonconsensual intimate image abuse (NCII) without permission. The rest include doxing, flaming, morphing, and cyberflashing, which are further explained in the list below:

Number of GBV by type as of January-March 2024

- 1) Threats to distribute content: 253 complaints
- 2) Sextortion or sexual extortion: 90 complaints
- 3) Distribution of intimate content without permission or nonconsensual intimate image abuse (NCII): 73 complaints
- 4) Doxing or distribution of personal data: 14 complaints
- 5) Flaming or sending offensive messages, inciting conflict: 13 complaints
- 6) Morphing or altering photos or objects to cause harm: 13 complaints
- 7) Accessing accounts without permission: 9 complaints
- 8) Account impersonation: 5 complaints
- 9) Creepshots or taking and publishing images to embarrass or sexualize others: 3 complaints
- 10) Hacking or unauthorized access or stealing data: 2 complaints
- 11) Outing or Public disclosure of a person's identity or sexual orientation without permission: 1 complaint
- 12) Online sexual harassment: 1 complaint



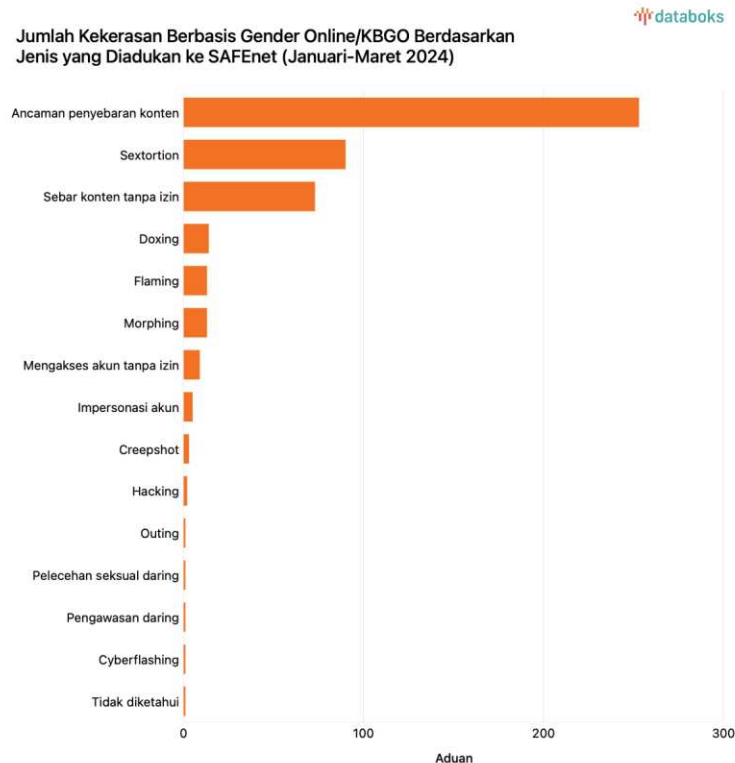
- 13) Online surveillance: 1 complaint
- 14) Cyberflashing or sexual intimidation by sending obscene content: 1 complaint
- 15) Unknown: 1 complaint.

Of the 480 complaints received by SAFEnet, almost all were filed by the victims themselves (442 complaints). The remainder were filed by other reporters. Based on gender, approximately two-thirds of the complaints were reported by women (293 complaints), men (174 complaints), and non-binary individuals (5 complaints). Of the non-binary group, two complaints were filed as advocates for victims.

SAFEnet stated that this demonstrates that anyone can become a victim of online-based violence (GBV) regardless of gender. Anyone can also act as a support system for friends or family to prevent the escalation of GBV.

In its research report, SAFEnet uses three primary sources to monitor digital rights cases.

- (1) First, by reporting directly to the digital rights violation complaint platform managed by SAFEnet at [aduan.safenet.or.id](mailto:aduan.safenet.or.id).
- (2) Second, by reporting through SAFEnet's social media accounts and helpline.
- (3) Third, by monitoring other sources, including mass media, social media, and other alternative media. (Databoks.co.id, 07/30/2024). To clarify the data, you can see the Indonesian language graph below:



Source: Southeast Asia Freedom of Expression Network (SAFEnet, 2024)

### Online Gender-Based Violence in Indonesia in Early 2025

From January to March 2025, the Southeast Asia Freedom of Expression Network (SAFEnet) received 422 complaints of online gender-based violence (OGBV).

The methods used by perpetrators to commit OGBV varied. Of the complaints received, relationship manipulation was the most common method in the first quarter of 2025. Other methods included personal issues (relationship conflicts), video call sex (VCS) manipulation, and transactional methods.

The following is the number of online-violence (KBGO) complaints based on the perpetrator's modus operandi from January to March 2025:

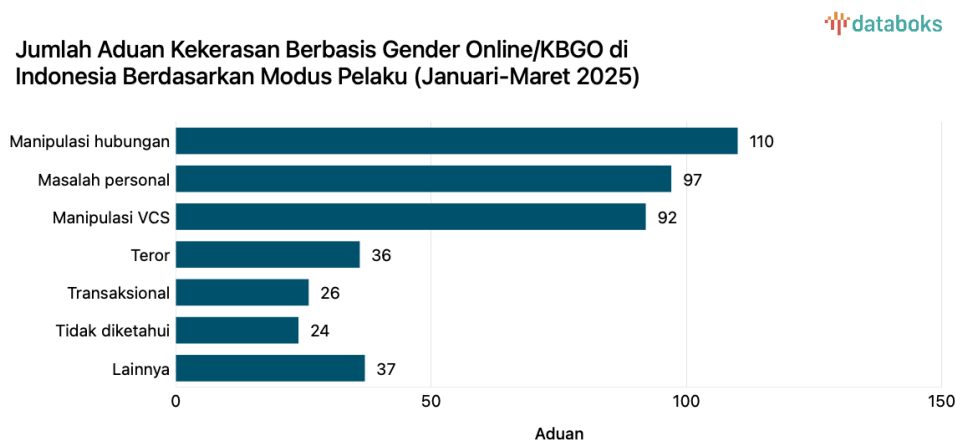
- (1) Relationship manipulation: 110 complaints
- (2) Personal issues (friends/family/partners): 97 complaints
- (3) VCS manipulation: 92 complaints
- (4) Terror: 36 complaints
- (5) Transactional: 26 complaints
- (6) Unknown: 24 complaints

(7) Others: 37 complaints. (Databoks.co.id, 10/06/2025)

SAFEnet provided assistance to the complaints received. Some complaints were handled by escalating the intimate content to the platform. SAFEnet reported that approximately 10 complaints also received counseling services from SAFEnet's third party to help address the reporter's psychological well-being following their online-violence (KBGO) experience.

SAFEnet also recorded that the complainants were spread across 30 provinces, with the majority coming from Java. West Java was the province with the most complaints, with 116 complaints, followed by Jakarta with 50, Central Java with 39, East Java with 35, Yogyakarta with 22, and Banten with 17.

Complaints of online-based violence (KBGO) continued to dominate Java. Outside Java, KBGO complaints came from North Sumatra with 10, South Kalimantan with 7, North Sulawesi with 3, and Maluku with 1. To clarify the data, you can see the Indonesian language graph below:



Source: Southeast Asia Freedom of Expression Network (SAFEnet, 2025)

### Majority of Sexual Violence Cases in Indonesia Remain Unresolved

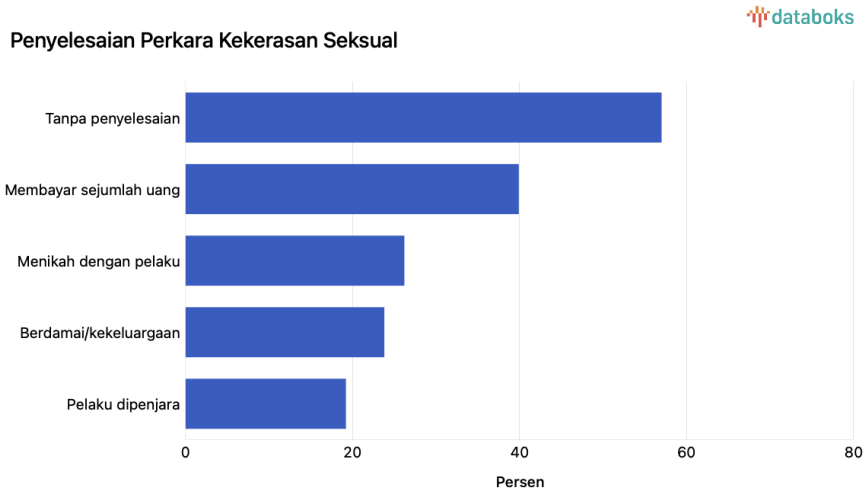
The Gender Equality Barometer Quantitative Study Report shows that the majority of sexual violence cases in Indonesia end without resolution. This is because 57% of sexual violence victims reported no resolution.

Furthermore, another option for resolving sexual violence cases is paying the victim money, as stated by 39.9% of sexual violence victims.

26.2% of victims eventually married the perpetrator. The rate of resolving sexual violence cases peacefully or through family means was just below this, at 23.8%. Only 19.2% of victims successfully intervened in their sexual violence cases, resulting in the perpetrators being imprisoned.

The report, compiled by the International NGO Forum on Indonesian Development (INFID) research team, states that almost all solutions implemented to date have failed to resolve the issue of sexual violence. These solutions have instead created physical, psychological, and economic trauma for victims.

INFID conducted a telephone survey with 1,586 respondents from May to July 2020. Each respondent could select more than one answer. Both men and women were included in the study. (Databoks.co.id, June 11, 2021). To clarify the data, you can see the Indonesian language graph below:

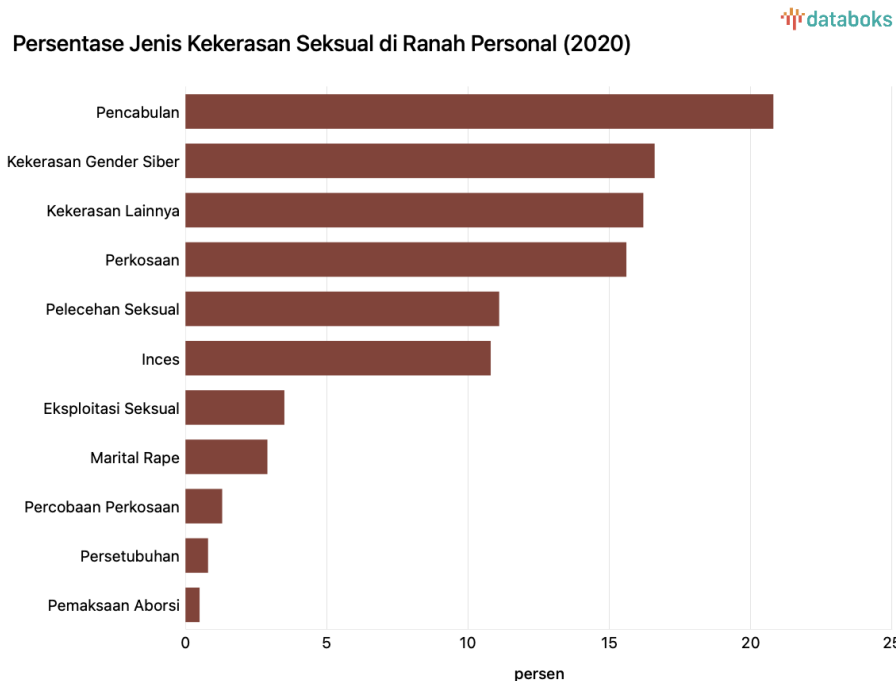


Source: International NGO Forum on Indonesian Development (INFID, 2021)

### Molestation Dominates Cases of Sexual Violence Against Women

The National Commission on Violence Against Women (Komnas Perempuan) recorded that molestation was the most common form of sexual violence against women in the personal sphere in 2020. It accounted for 20.8% of all cases of sexual violence in the personal sphere throughout the year. Molestation is defined as a physical sexual assault, but not penetration.

Cyber-based gender violence (KBGS) followed in second place with a percentage of 16.6%. Rape and sexual harassment in the personal sphere accounted for 15.6% and 11.1%, respectively. Meanwhile, incest, or sexual relations between people who are blood relatives, reached 10.8%. (Databoks.co.id, 12/03/2021). To clarify the data, you can see the Indonesian language graph below:



Source: National Commission on Violence Against Women (2020)

### KPAI: Complaints of Children Being Victims of Physical Violence Dominated in 2021

The Indonesian Child Protection Commission (KPAI) received 2,982 public complaints regarding special child protection cases in 2021. Of these, the largest number, or 1,138 cases, involved children being victims of physical and/or psychological violence.

These cases of physical and psychological violence included 574 cases of abuse, 515 cases of psychological violence, 35 cases of murder, and 14 cases of child brawls. The perpetrators of physical and/or psychological violence against the victims were generally people known to the victims, such as friends, neighbors, teachers, or even parents.

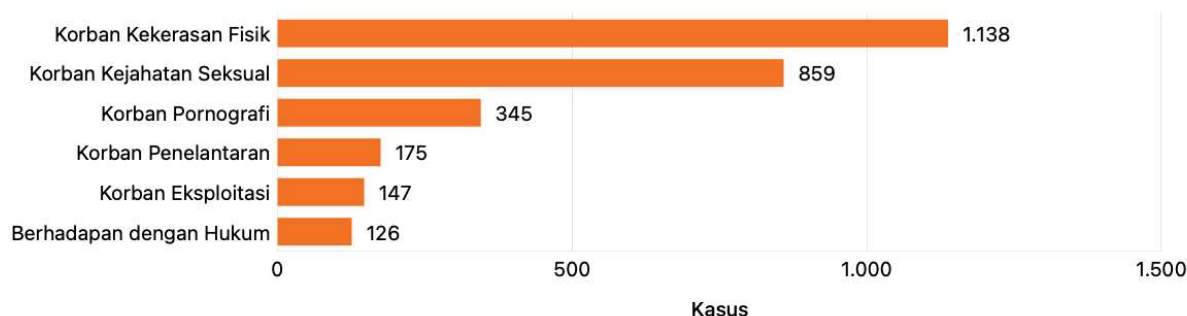
KPAI noted that the prevalence of child victims of physical and/or psychological violence in Indonesia is driven by various factors. These factors include the negative influence of technology and information, permissive socio-cultural environments, poor parenting, family poverty, high unemployment rates, and unfriendly housing or living conditions.

In addition to physical and psychological violence, 859 cases of children were also reported as victims of sexual crimes. There were also 345 cases of children being victims of pornography and cybercrime.

Furthermore, 175 cases of children were reported as victims of abuse and neglect, and 147 cases of children being victims of economic and/or sexual exploitation. Meanwhile, there were 126 cases of children facing legal action as perpetrators. (Databoks.co.id, January 27, 2022). To clarify the data, you can see the Indonesian language graph below:

### Kasus Pengaduan Perlindungan Khusus Anak Menurut Jenis (2021)

databoks



Source: KPAI (2021)

### 3. CONCLUSION

The Central Statistics Agency (BPS) defines crimes against morality as rape and molestation. Between 2016 and 2020, there were at least 5,200 cases of crimes against morality each year. According to BPS, the highest number of cases was reported in 2020, with a total of 6,872 cases.

The National Commission on Violence Against Women (Komnas Perempuan) recorded that molestation was the most common form of sexual violence against women in the personal sphere in 2020, accounting for 20.8% of all cases of sexual violence in the personal sphere throughout the year. Molestation is defined as a physical sexual assault that does not involve penetration.

Cases of sexual violence, such as rape and child molestation, have increased significantly during the COVID-19 pandemic. According to data from the Indonesian Child Protection Commission (KPAI), there were 419 cases of children in conflict with the law (ABH) due to sexual violence in 2020.

The Ministry of Women's Empowerment and Child Protection (PPPA) recorded 10,247 cases of violence against women throughout 2021, of which 15.2% were sexual violence. Women and children are the groups most likely to be targets of these crimes.

The total number of cases of gender-based violence (GBV) against women in the personal sphere reported to the National Commission on Violence Against Women (Komnas Perempuan) reached 2,527 in 2021. Throughout 2021, 3,838 cases of violence against women were reported to Komnas Perempuan. Of these, the majority of victims were from Generation Z (born 1995-2010). The most common types of cases were:

- 1) Violence by ex-boyfriends, which reached 813 cases. This figure equates to 32.2% of the total GBV in the personal sphere reported to Komnas Perempuan.
- 2) Violence against wives accounted for 771 cases (30.5%), followed by violence in relationships (463 cases) (18.3%), and violence against girls (212 cases) (8.4%).
- 3) Violence by other perpetrators in personal relationships within the household (171 cases), violence by ex-husbands (92 cases), and violence against domestic workers (5 cases).
  - a. The National Commission on Violence Against Women (Komnas Perempuan) recorded 1,704 female victims of violence between the ages of 18 and 24. This number is the largest among all age groups.



- b. There were 778 female victims of violence aged 25 and 40, 390 victims aged 14 and 17, and 262 victims aged 41 and 60.
- c. There were also 127 victims aged 61-80, 16 over 80, 9 aged 6-13, and 2 under 5.
- d. Meanwhile, there were 550 other female victims of violence whose ages were unknown.

The Indonesian Child Protection Commission (KPAI) received 2,982 public complaints regarding special child protection cases in 2021. Of these, the largest number, or 1,138 cases, involved children reported as victims of physical and/or psychological violence.

Reports of violence received by the police in the first year of the Covid-19 pandemic were the highest since 2016. By gender, the majority of victims of violence reported in 2020 were male, at 58.67%, while only 44.58% were female.

The increase in the percentage of reporting cases indicates that public trust in reporting cases of violence to the authorities has increased.

The majority of sexual violence cases in Indonesia end without resolution. This is because 57% of sexual violence victims reported no resolution.

- 1) Another option for resolving sexual violence cases is paying the victim money. This was stated by 39.9% of sexual violence victims.
- 2) 26.2% of victims eventually married the perpetrator. The rate of resolving sexual violence cases peacefully or amicably was just below this, at 23.8%. Only 19.2% of victims successfully intervened in sexual violence cases, resulting in the perpetrator being imprisoned.

## REFERENCES

- [1] <https://databoks.katadata.co.id/profile/dzulfiqar-fathur-rahman>, Before the TPKS Law Was Enacted, Thousands of Rape Cases Were Reported in Indonesia Every Year, accessed July 24, 2025, at 11:29 a.m. WIB
- [2] <https://databoks.katadata.co.id/profile/monavia-ayu-rizaty>, Provinces with the Highest National Rape Cases, Here's the Distribution, accessed July 24, 2025, at 11:30 a.m. WIB
- [3] <https://databoks.katadata.co.id/profile/monavia-ayu-rizaty>, Reports of Violence Victims Increase During the Pandemic, accessed July 24, 2025, at 11:32 a.m. WIB
- [4] <https://databoks.katadata.co.id/profile/nabilah-muhamad>, There Were 21,000 Crimes Against Women and Children in 2023, Here Are the Types, accessed July 24 2025, 11:33 a.m. WIB
- [5] <https://databoks.katadata.co.id/profile/dwi-hadya-jayani>, Sexual Violence Against Children Dominates During the Covid-19 Pandemic, accessed on July 24, 2025, at 12:08 a.m. WIB
- [6] <https://databoks.katadata.co.id/profile/dwi-hadya-jayani>, Child Crime Cases Dominated by Physical Violence, accessed on July 24, 2025, at 12:10 a.m. WIB
- [7] <https://databoks.katadata.co.id/profile/erlina-f-santika>, Female Students Are the Most Common Victims of Violence, accessed on July 24, 2025, at 11:35 a.m. WIB
- [8] <https://databoks.katadata.co.id/profile/vika-azkiya-dihni>, Ex-Boyfriends, the Main Perpetrators of Violence Against Women in the Personal Sphere, accessed on July 24, 2025, at 11:36 WIB
- [9] <https://databoks.katadata.co.id/profile/vika-azkiya-dihni>, Women Most Often Victims of Violence from Generation Z, accessed July 24, 2025, at 11:37 WIB
- [10] Modes of Online Gender-Based Violence in Indonesia in Early 2025, accessed July 24, 2025, at 11:45 WIB
- [11] <https://databoks.katadata.co.id/profile/erlina-f-santika>, Beware of the Modes of Perpetrators of Online Gender-Based Violence, accessed July 24, 2025, at 11:46 WIB
- [12] <https://databoks.katadata.co.id/profile/erlina-f-santika>, Know the Types of Online Gender-Based Violence Experienced by Indonesian Citizens, accessed July 24, 2025, at 11:47 WIB
- [13] <https://databoks.katadata.co.id/profile/cindy-mutia-annur>, What are the Case Trends? Rape and Molestation in Indonesia Over the Past Five Years, accessed July 24, 2025, at 11:57 a.m. WIB
- [14] <https://databoks.katadata.co.id/profile/nabilah-muhamad>, North Sumatra, Province with the Most Reported Molestation Cases in 2023, accessed July 24, 2025, at 11:50 a.m. WIB
- [15] <https://databoks.katadata.co.id/profile/nabilah-muhamad>, West Java, Province with the Most Cases of Violence Against Women in 2023, accessed July 24, 2025, at 11:51 a.m. WIB
- [16] <https://databoks.katadata.co.id/profile/nabilah-muhamad>, National Commission for Child Protection: 3,547 Cases of Child Violence in 2023, Mostly Sexual Violence, accessed July 24, 2025, at 12:01 a.m. WIB
- [17] <https://databoks.katadata.co.id/profile/nabilah-muhamad>, 19,000 Cases of Violence in Indonesia, Mostly Teenagers, Accessed July 24, 2025, 12:00-6:00 WIB

- [18] <https://databoks.katadata.co.id/profile/yosepha-pusparisa>, Most Sexual Violence Cases in Indonesia Remain Unresolved, Accessed July 24, 2025, 12:03 WIB
- [19] <https://databoks.katadata.co.id/profile/dwi-hadya-jayani>, Molestation Dominates Cases of Sexual Violence Against Women, Accessed July 24, 2025, 12:04 WIB
- [20] <https://databoks.katadata.co.id/profile/vika-azkiya-dihni>, KPAI: Complaints of Children Being Victims of Physical Violence Dominated in 2021, Accessed July 24, 2025, 12:12 WIB