



“Tekad” in Digital Art Creation Practice: Conceptual and Visual Exploration Using Procreate Software

¹Indra Setiawan, ²Magfhirah Murni Bintang Permata

¹Program Studi Seni Rupa Murni, Jurusan Seni Rupa Dan Desain, Institut Seni Budaya Indonesia Aceh

²Program Studi Seni Tari, Jurusan Seni Pertunjukan, Institut Seni Budaya Indonesia Aceh

*Corresponding Author

Email: indrasetiawan@isbiaceh.ac.id

ABSTRACT

The creation of digital visual art in the contemporary era has evolved in tandem with technological advancements and creative software, enabling artists to explore ideas in more flexible and expressive ways. This article examines the practice of creating digital visual artworks themed “Tekad”, representing the values of determination, perseverance, and human resilience in confronting life’s challenges. The concept of *tekad* is interpreted through a personal and reflective perspective and subsequently translated into visual form through an exploratory approach to visual elements and design principles. This study employs a *practice-based research* method, positioning the artistic creation process as the primary source of knowledge. The stages of creation include conceptual formulation, visual reference exploration, digital sketch development, visualization processes, and final artwork completion using the Procreate application. Procreate is selected for its ability to simulate manual artistic techniques while offering digital flexibility in managing color, line, and texture. The results demonstrate that the concept of *tekad* can be powerfully articulated through visual symbolism, expressive line gestures, and color contrasts that reflect emotional tension and inner strength. The resulting artworks function not only as aesthetic representations but also as reflective media expressing inner experiences and humanistic values. This study is expected to contribute to the discourse on digital visual art creation, particularly in the utilization of Procreate as a medium for conceptual and artistic expression.

Keywords: *tekad*; digital art; art creation; practice-based research; procreate.

I. INTRODUCTION

The development of digital technology over the past decade has brought significant changes to the contemporary art landscape. This transformation has not only affected creative media and techniques but also the way artists formulate ideas, develop concepts, and distribute works to the public. Digital art is now evolving into a complex and independent field of artistic practice, with aesthetic and conceptual characteristics continually updated in response to advances in visual technology. Digital art is no longer understood simply as an adaptation of conventional art into a digital format, but rather as a form of expression that possesses a distinctive visual logic, aesthetics, and appreciative experience. Exchange research shows that digital art plays a crucial role in shaping a new visual language relevant to the cultural and technological context



of contemporary society (Wirakesuma & Mudana, 2022). This confirms digital art's position as an integral part of contemporary art practice.

In the academic context of fine arts, the creation of works is not only a creative activity but also a research process that produces knowledge. The practice-based research approach places artistic practice as the primary method in examining and developing conceptual ideas. Through this approach, the creative process, the artist's reflection, and the visual results of the work become an interconnected whole, contributing to scientific research in the field of fine arts (Rosetha & Ahmad, 2025). The practice-based creative approach allows artists to explore ideas directly through the chosen medium. The process of visual experimentation, artistic decision-making, and reflection on the results of the work is essential in generating new understanding. Thus, works of art function not only as aesthetic artifacts but also as forms of conceptual thinking that can be studied academically.

This creative research highlights determination as the main idea in the process of creating digital artwork. Determination is understood as the firmness of will, inner strength, and human determination in facing various life challenges. This value is highly relevant to the contemporary human experience, marked by social pressures, rapid change, and the demands of continuous adaptation. In the visual arts, abstract values such as determination can be translated into visual language through symbols, gestures, line dynamics, and exploration of color and composition. Recent research shows that digital art has great potential to represent emotional and reflective experiences through a symbolic, expressive visual approach (Pradita et al., 2025). Therefore, digital art is a relevant medium for aesthetically and conceptually articulating the value of determination.

The choice of digital media for creating artwork is also closely related to the development of digital illustration and painting software. The Procreate application has become a widely used tool for artists and art academics due to its ability to simulate manual techniques while offering digital flexibility. Procreate enables intuitive, responsive, and efficient visual exploration, thus supporting a reflective and experimental creative process. Recent scientific studies have shown that the use of Procreate in art practice and digital art education is influenced by its ease of use, feature flexibility, and ability to optimally support artistic expression (Ying et al., 2025). This indicates that Procreate functions not only as a technical tool but also as a conceptual medium that shapes the way artists think and work in the creative process.

In this creative research, Procreate is used as the primary medium to translate the concept of determination into digital art. The creative process involves the stages of concept formulation, visual exploration, digital sketch development, and completion of the work. Each stage is crucial in establishing a relationship between conceptual ideas and the resulting visual form. Based on this description, this research focuses on how the concept of determination can be realized in digital art creation practices through a practice-based research approach using the Procreate application. This research aims to produce digital artworks that possess aesthetic strength and conceptual depth, while also contributing to the development of digital art discourse and art creation methodology in the academic realm.

This research on digital art creation begins with the fundamental question of how the concept of determination can be interpreted and translated into the practice of creating digital art. The main issues examined in this research relate to the process of formulating the concept of determination as the conceptual basis for creation, as well as the visualization strategies used to represent the values of steadfast will and human inner strength. Furthermore, this research also questions how a practice-based research approach can be systematically applied in the



process of creating digital art, so that artistic practice not only produces works but also knowledge that can be academically accounted for. Another issue that is the focus of the study is the role of digital media, specifically the Procreate application, in supporting the process of creating digital art. This research examines how Procreate's features, flexibility, and technical characteristics influence the process of visual exploration, artistic decision-making, and the formation of the work's aesthetic character. Thus, this research not only discusses the visual results of the work but also positions the digital medium as an important part in the construction of meaning and artistic experience.

The purpose of this creative research is to formulate and develop the concept of determination as the main idea in the creation of digital artworks, as well as to describe the process of creating works through a practice-based research approach. This research aims to explore visual elements and design principles to visualize the concept of determination, while analyzing the role of the Procreate application in shaping the work's visual and aesthetic qualities. In addition, this research is expected to produce digital artworks with aesthetic, conceptual, and reflective value, and to contribute to the development of digital art discourse and art-creation methodology in the academic realm.

II. NOVELTY OR INNOVATION

The novelty of this research on digital art creation lies in integrating the concept of determination as a psychological and humanistic value into practice-based digital art. Unlike the tendency for digital art creation to focus solely on technical, visual, or personal style exploration, this research positions determination as the conceptual center that guides the entire creative process, from the formulation of ideas to the visualization of the work. This approach aligns with the view that art practice can be a means of producing knowledge rooted in reflection on subjective experiences and human contexts. Thus, the resulting works not only display novel visual forms but also convey a depth of reflective meaning.

Another innovative aspect lies in the visualization strategy for the concept of determination, employing a symbolic and expressive approach in digital art. This research does not translate determination directly into illustrative or narrative form, but rather through an exploration of line gestures, color contrasts, and compositional dynamics that represent inner tension, struggle, and emotional resilience. This approach aligns with findings from contemporary art research that emphasize the importance of visual symbols in articulating emotional experiences and abstract values in digital art. Thus, the work functions not only as a visual representation but also as a medium for reflecting on meaning.

In the context of this work, the creation of visual forms uses a representational approach as its basis for depiction, but is emphasized through minimalist and symbolic visual language. As stated, the existence of various implied meanings in a work of art is always realized symbolically (Setiawan et al., 2025). In the study of the creation of representational and symbolic forms, it is stated that this method does not simply imitate reality, but rather constructs forms that convey specific ideas and meanings, in accordance with the idea of creating the artwork itself. This shows that visual representation can be understood as the result of a meaningful choice of form, rather than a mere visual imitation of reality (Rajudin et al., 2020). The processing of visual elements in the form of lines, shapes, and colors is a primary strategy in building visual expression. Lines function to emphasize visual structure and character, while forms are reduced to essential elements to emphasize symbolism and readability. Color is used selectively to strengthen the center of expression and emotional



energy, so that the intended meaning of determination is conveyed effectively through concise, communicative visual language. Such an approach shows that visual elements are not only formal elements but also serve as expressive message carriers in contemporary art.

Novelty is also evident in the use of the Procreate application, which is positioned not merely as a technical tool but as a conceptual medium in the creative process. Procreate is understood as a space for visual experimentation that enables a dialogue between the character of manual techniques and the potential of digital technology. Through the exploration of digital brushes, layer management, and texture and color processing, this study demonstrates how digital software can create expressive and personal visual characters. This aligns with research stating that digital art applications directly influence the creative work patterns and visual thinking of contemporary artists. In the process of creating this work, its creative power is built through the use of various tools available in the Procreate application. One of the main tools used is a mechanical brush pen, chosen for its ability to produce sharp, bold, and precise lines, thereby strengthening the visual character and tension of the forms in the work.

Furthermore, using two layers as a working canvas helps separate the work on each visual element, allowing for greater control and flexibility. Each layer allows for the independent arrangement of forms without disrupting other visual elements. Meanwhile, digital color palettes are utilized as a crucial tool in color strategy, consciously selecting and arranging colors to enhance expression, visual focus, and the desired atmosphere. Through the use of these digital tools, the creative process becomes more than just a technical one; it also becomes an integral part of shaping the visual language and the overall meaning of the work.



Figure 1. "Bold Determination," max freeman, Digital Art, 11638 PX x 7560 PX
(Screenshot: <https://5gdecor.pixels.com/featured/bold-determination-max-freeman.html?product=greeting-card>: Indra Setiawan, 2024)



To strengthen the position of the artwork, a digital artwork, *Bold Determination*, by Max Freeman, is presented as a comparative work. This artwork is reproduced as a 5" x 7" greeting card, printed digitally on 100 lb paper. Visually, *Bold Determination* presents an abstract-surrealist painting that depicts the essence of Crystal Palace through the striking figure of an eagle. The eagle is depicted holding a luminous crystal ball, symbolizing clarity of vision and strength. The explosion of textures and the dominance of red and blue colors create a sense of energy, fighting spirit, and determination, while also representing the identity of the Crystal Palace football team in the English Premier League. With his bold colors and rich detail, Freeman creates a dynamic visual experience, making this work not only a decorative object but also a celebration of resilience, excellence, and the spirit of sport.

Conceptually, both artworks carry the theme of determination. However, they have fundamental contextual differences in their interpretation of this theme. In the work created, determination is interpreted as an inner strength born of strong belief in facing various limitations, making it more universal and reflective. Meanwhile, *Bold Determination* views determination in the context of football, namely as competitive spirit, loyalty, and a team's collective identity. This difference is also reflected visually and technically. The work emphasizes clarity of lines, simplification of forms, and a controlled color strategy to convey symbolic messages. In contrast, the comparative work is more expressive, using an abstract approach and playing with textures as its main strategies for building the visuals and atmosphere.

III. ARTISTIC APPROACH OR CONCEPT

The artistic approach in this research on digital art creation is based on the understanding of art as a medium of subjective expression capable of representing inner experiences, psychological values, and human reflections. The concept of determination is positioned as the main idea that guides the entire creative process, from the formulation of ideas and the selection of visual forms to the applied aesthetic strategies. This approach positions digital art not only as a means of visual exploration but also as a space for conceptual reflection containing personal and humanistic values, in line with the view that contemporary art functions as a medium for the expression and meaning of human experience. Artistically, the concept of determination is translated through a symbolic and expressive approach. The values of steadfast will and inner strength are realized not through literal or figurative representation, but through the processing of line gestures, color intensity, visual texture, and compositional dynamics. This expressive approach conveys emotions and meaning intuitively, enabling the viewer to construct a personal interpretation of the visuals. This approach aligns with digital art studies that emphasize the importance of visual expression as an emotional language in digital media-based artworks.

The artistic approach in this research also utilizes digital media as part of the conceptual construction, not just as a production tool. The Procreate application is understood as a creative space that allows for a dialogue between the sensitivity of manual techniques and the flexibility of digital technology. Through the exploration of digital brushes, layering, and texture manipulation, artists can develop personal, expressive visual characters. This approach aligns with the idea that contemporary digital art practices shape new ways of artistic thinking, in which technology becomes an integral part of the conceptual and aesthetic processes of creating works. Thus, the artistic approach or concept in this creative research is built through a synergy between the idea of determination, expressive visual strategies, and the conceptual use of digital media. This approach is expected to produce digital artworks that not only



possess visual power but also depth of meaning and relevance to the context of contemporary art and art-based research practices.

IV. CREATION METHOD

The creative method used in this study utilizes a practice-based research approach, a research method that places artistic practice at the core of the process of seeking and producing knowledge. In this approach, artwork creation is understood not only as a creative activity but also as a research method involving reflective, experimental, and analytical processes. Creative practice serves as a means to test conceptual ideas and generate new artistic and contextual understandings, as emphasized in practice-based art research over the past decade.

4.1. Exploration Stage

The process of creating the digital artwork in this research begins with the formulation of the concept. At this stage, the concept of determination is formulated through personal reflection on inner experiences, the value of steadfastness of will, and the dynamics of human emotion. Concept formulation is carried out by examining visual references, digital art literature, and relevant contemporary artworks.

4.2. Preparation of Tools

In creating this digital artwork using the Procreate app, equipment preparation began with ensuring the primary work devices, the iPad and Apple Pencil, were functioning optimally. The iPad had sufficient power and a responsive screen, while the Apple Pencil was securely connected to maximize pressure sensitivity, particularly for crisp lines and mechanical details on the tank and human figures. The Procreate app was then configured with a high-resolution canvas size appropriate for the artwork's presentation needs, ensuring visual detail was maintained, and the workflow remained flexible with an adequate number of layers. Next, equipment preparation focused on brush, layer, and color palette settings. Inking brushes were selected and adjusted to produce clean, consistent linework, while additional brushes were prepared for shading and processing fire elements. The layer system was structured to separate sketch, line art, and color, facilitating visual control and revisions. As a final touch, a limited color palette was prepared, predominantly black and white, contrasted with the red and orange of the flames, to reinforce the work's visual focus and symbolic meaning.

4.3. Preparation of Application

The Procreate application preparation method before creating an image involves arranging the digital work environment to align with the visual needs and concept of the work. This process begins with creating a high-resolution canvas to maintain sharp details, followed by selecting and adjusting brushes that match the desired line characteristics and textures. Next, a layered system is structured from the start to separate sketches, final lines, and coloring, enabling a more controlled workflow. Preparation concludes with selecting a limited, consistent color palette to support visual focus and facilitate effective image exploration and development.



4.4. Realization

Next, the artwork's visualization and refinement are carried out in Procreate, the primary creative medium. Procreate is used to process visual details through digital brushes, layer arrangement, color processing, and texture manipulation. Procreate was chosen for its ability to simulate manual techniques while offering digital flexibility that supports artistic expression.

4.5. Completion and Evaluation Stage

The Completion and Evaluation Stage is the final phase of this art creation method, focusing on visual completion and a critical assessment of the entire work. At this stage, line details are refined, contrasts are heightened, and visual accents are strengthened, especially on symbolic elements such as fire, to optimally convey the work's focus and message. After the technical completion process, a comprehensive evaluation is carried out to assess the suitability of the visual results to the initial concept, including composition, balance, symbol readability, and expression strength. This evaluation is reflective and analytical, so that the work is assessed not only on aesthetic grounds but also on its success in representing the ideas, meanings, and conceptual positions intended to be conveyed.

V. WORK CREATION PROCESS

The creation of this visual artwork is a structured and reflective process, beginning with conceptual preparation and culminating in a final presentation in the exhibition space. Each stage is approached methodically, integrating conceptual, symbolic, and technical strategies to create a series of two-dimensional works imbued with emotional and narrative depth.

5.1. Preparation and Idea Exploration Stage

The preparation and exploration stage of ideas in this digital art creation research is a phase. The idea exploration process is carried out through literature reviews, observations of visual and symbolic phenomena in contemporary art, and searches for references to digital artworks with closely related themes and visual approaches. In addition, exploration is realized through recording ideas, making initial sketches, and conducting simple visual experiments to identify possible forms, symbols, and appropriate aesthetic strategies. This stage is open and reflective, allowing for a dialogue between abstract ideas and visual potential, thereby producing a mature conceptual direction as the basis for the realization of digital artworks in the next stage. This conceptual stage serves as the primary foundation for determining visual direction within an aesthetic framework. In the visual exploration stage to support the creation of artworks, an effort is made to identify strategic needs that effectively convey the theme of determination in this work.



Figure 2. Exploration of tank forms and human forms in a punching pose
(Screenshot: Indra Setiawan, 2025)



Figure 3. Exploring the Forms of Fire
(Screenshot: Indra Setiawan, 2025)

In "Tekad" work, a visual strategy is built through the combination of elements of a tank, fire, and a human figure, striking as visual signs that mutually reinforce meaning. The tank is used as a symbolic strategy to represent the power of a massive, rigid, and impersonal mechanical system, functioning visually as a dominant, oppressive backdrop. The placement of the human figure atop the tank is a compositional strategy deliberately chosen to reverse the power relationship, positioning humans as active subjects who carry out acts of resistance through striking gestures. Meanwhile, fire is used as a visual and symbolic accent to emphasize the emotional center and inner energy of the human figure, while drawing the audience's attention to the work's core meaning. By combining these three elements, Tekad's visual strategy consciously builds a narrative of struggle and steadfastness, using the relationship between visual elements to convey an ideological message without relying on verbal narrative.

5.2. Preparation of Tools

In creating this digital artwork using the Procreate app, equipment preparation began with ensuring the primary work devices, the iPad and Apple Pencil, were functioning optimally. The



iPad had sufficient power and a responsive screen, while the Apple Pencil was securely connected to maximize pressure sensitivity, particularly for crisp lines and mechanical details on the tank and human figures. The Procreate app was then configured with a high-resolution canvas size appropriate for the artwork's presentation needs, ensuring visual detail was maintained, and the workflow remained flexible with an adequate number of layers. Next, equipment preparation focused on brush, layer, and color palette settings. Inking brushes were selected and adjusted to produce clean, consistent linework, while additional brushes were prepared for shading and processing fire elements. The layer system was structured to separate sketch, line art, and color, facilitating visual control and revisions. As a final touch, a limited color palette was prepared, predominantly black and white, contrasted with the red and orange of the flames, to reinforce the work's visual focus and symbolic meaning.

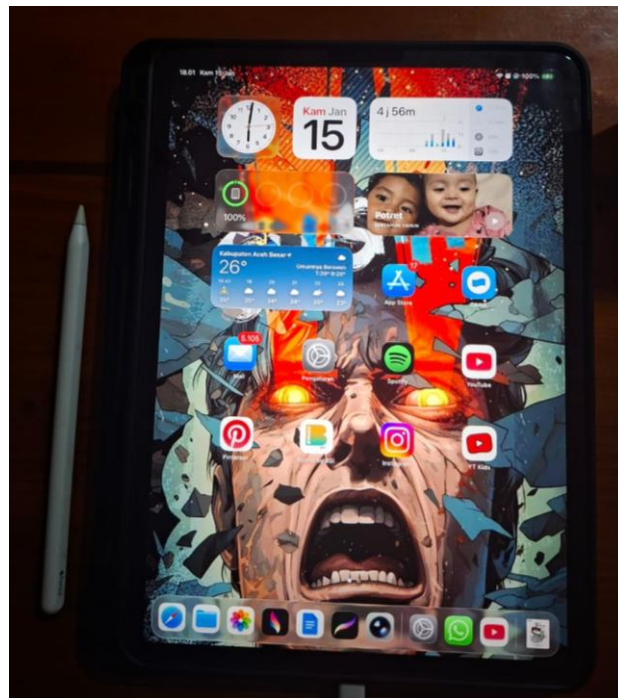


Figure 4. Aipad And Pencil Apple Tools
(Screenshot: Indra Setiawan, 2025)

5.3. Preparation of Aplication

Before starting the drawing process, preparation in the Procreate application involves setting up a high-resolution digital canvas tailored to the work's needs to ensure visual details are well maintained. Next, the main brushes are selected and adjusted, specifically the inking brush for sharp, precise lines, as well as supporting brushes for shading and visual effects. The layer system is set up from the start by separating the sketch, line art, and color layers to simplify workflow and revisions. Furthermore, a limited color palette is prepared to maintain visual consistency and strengthen the aesthetic focus, enabling a more focused and efficient creation process.



Figure 5. Procreate Aplikasi
(Screenshot : Indra Setiawan, 2025)

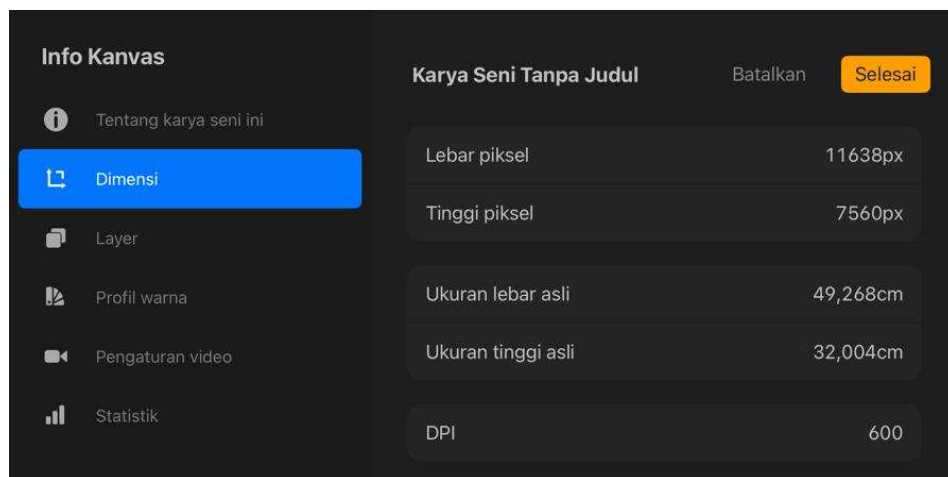


Figure 6. Dimention Of Canvas
(Screenshot : Indra Setiawan, 2025)

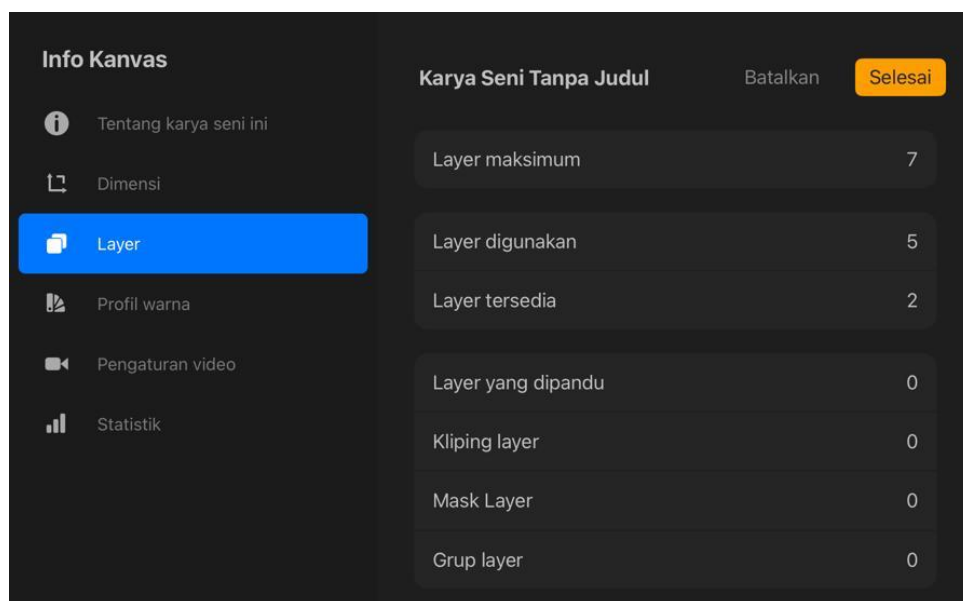


Figure 7. Informatin Of Layer
(Screenshot : Indra Setiawan, 2025)



5.4. Realization

The realization stage of the work-creation process is the implementation phase, in which the previously prepared visual design is realized as a digital artwork using the Procreate application. At this stage, the creator begins working on the work in stages, starting with a digital sketch as the basic structure of the composition, then continuing with strengthening the lines, refining the form's details, and arranging the proportions and visual space. The realization process is carried out iteratively, allowing for adjustments and visual refinements as artistic reflections develop. The use of Procreate features such as digital brush variations, the layer system, and opacity settings is deliberately applied to shape the lines, textures, and visual depth, in accordance with the concept of determination. In addition, contrasting and selective color selection is used to emphasize the work's visual focus and emotional content. This stage emphasizes the close relationship between concept, technique, and digital medium, where the practice of creation not only produces a visual work but also becomes an integral part of the artistic research process.

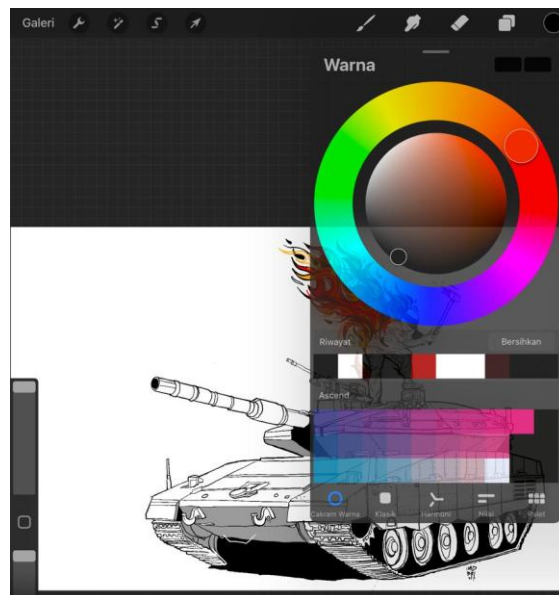


Figure 8. Information Of Palet Color
(Screenshot: Indra Setiawan, 2025)

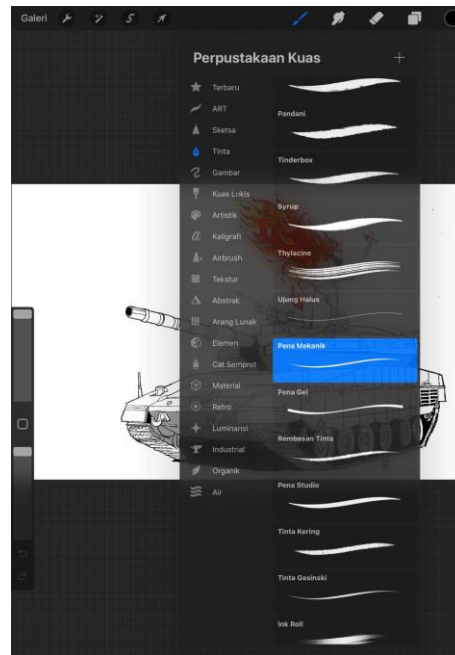


Figure 9. Information Of Brush
(Screenshot: Indra Setiawan, 2025)

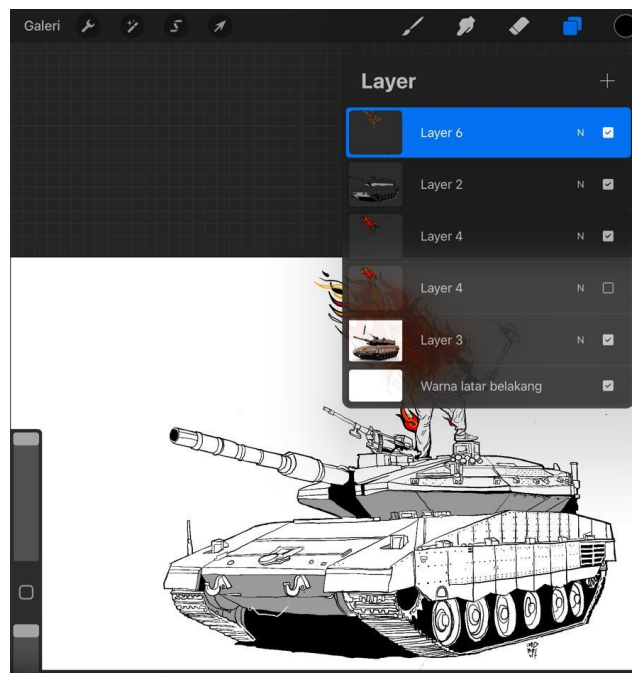


Figure 10. Layer Usage Process
(Screenshot: Indra Setiawan, 2025)

5.5. Completion and Evaluation Stage

The Completion and Evaluation Stage in the process of creating an artwork is the final stage that marks the visual completion of the work and a critical reflection on it. At this stage, the artist focuses attention on perfecting details, strengthening the composition, balancing visual



elements, and stylistic consistency so that the work achieves a complete aesthetic quality. Simultaneously, a conceptual evaluation is carried out to assess the suitability of the initial idea, the creative process, and the final result, ensuring that the work is not only technically complete but also mature in meaning and able to convey an artistic message in accordance with its purpose of creation.



Figure 11. Layer Usage Process
(Screenshot: Indra Setiawan, 2025)

VI. RESULTS AND DISCUSSION

6.1 Digital Artworks



Figure 12. "Tekad," Digital Art, 11638 PX x 7560 PX, 2024
(Screenshot: Indra Setiawan, 2024)

6.2 Description

This digital artwork was created in Procreate in 2024, with dimensions of 11638 px x 7560 px. It features a comic-style or line art visual composition with high contrast and rich symbolism.



The main focus of the digital artwork is a human figure standing atop a battle tank, wearing simple clothing and a face covering. The figure is depicted raising a sledgehammer backward, as if preparing to strike the tank's hull. From the figure's back and head emerge large, dynamic flames, dominated by red, orange, and yellow, which are the only colored elements amidst the dominant black and white. The tank's visualization depicts quite intricate technical details on its wheels, chains, and cannon, rendered in neutral gray. Overall, the visual style, with its bold black outlines and plain background, makes the main subject appear dominant.

6.3 Analysis

Aesthetically, this digital artwork displays a line-art visual style with strong, high-contrast black-and-white and selective color accents. The dominance of bold black lines creates a clear and precise visual structure, particularly on the tank, which is depicted in technical detail. This approach creates a mechanical, rigid, and heavy impression, aesthetically reinforcing the object's character as a symbol of military power and destructive technology. Visual contrast is the primary aesthetic strategy in this work. The blazing colors of fire—red, orange, and yellow—are presented as the only colored elements amid the dominance of gray, black, and white. Aesthetically, this pop of color creates a powerful visual focal point while conveying energy, emotion, and dynamism. The fire in the digital artwork, with its curved, rhythmic lines, contrasts with the tank's straight, rigid lines, creating a visual conflict between the organic and the mechanical.

The composition is arranged hierarchically, with the human figure at the top of the tank. Aesthetically, this placement creates a sense of symbolic dominance, even though the human figure is physically much smaller than the tank. The dynamic body gesture—raising the sledgehammer—gives the work a sense of movement, tension, and momentum, preventing it from remaining static. All of these aesthetic aspects create a strong, emotionally charged, dramatic atmosphere. From a semiotic perspective, this work can be read as a complex sign system, in which each visual element functions as a signifier that refers to a specific meaning (the signified). The human figure wearing a face covering serves as a sign of anonymity, interpreted as a collective representation rather than a specific individual. The face covering signifies resistance, resistance, and a concealed identity in a context of conflict or oppression.

The tank symbolizes military power, technological dominance, and repressive power structures. The precise technical details of the digital artwork reinforce the tank's meaning as a symbol of systemic and impersonal power. In the relationship of signs, the presence of humans in the tank establishes a binary opposition between humans and machines, humanity and structural power. The flames emerging from the back and head of the human figure serve as a powerful symbolic sign. Fire is often semiotically interpreted as energy, anger, passion, destruction, and transformation. In the context of this work, fire can be interpreted as a visual manifestation of determination, collective anger, and a burning inner fighting spirit. The fire does not destroy the human figure, but rather merges with it, signifying that emotion and determination are sources of strength, not self-destruction.



The tank symbolizes military power, technological dominance, and repressive power structures. The precise technical details of the digital artwork reinforce the tank's meaning as a symbol of systemic and impersonal power. In the relationship of signs, the presence of humans in the tank establishes a binary opposition between humans and machines, humanity and structural power. The flames emerging from the back and head of the human figure serve as a powerful symbolic sign. Fire is often semiotically interpreted as energy, anger, passion, destruction, and transformation. In the context of this work, fire can be interpreted as a visual manifestation of determination, collective anger, and a burning inner fighting spirit. The fire does not destroy the human figure, but rather merges with it, signifying that emotion and determination are sources of strength, not self-destruction.

This digital artwork is understood through a practice-based research approach as the result of artistic practice that produces not only visual objects but also knowledge born of the creative process itself. The work is read as a manifestation of an ongoing dialogue between conceptual ideas, visual decisions, digital media, and the creator's subjective experience. Visually, the human figure is placed as the main subject standing on a battle tank, representing an artistic reflection on the relationship of power, resistance, and human courage in facing mechanical and structural forces. The use of bold lines and technical details on the tank emphasizes the machine's cold, impersonal character, while the human figure is depicted with dynamic gestures, conveying emotional expression and personal reflection. The element of fire emerging from the figure's body becomes the center of symbolic meaning, representing inner energy, emotion, and determination, reinforced through the selective use of contrasting colors as a visual language rather than a mere decorative element. The movement of the figure lifting the sledgehammer is understood as an exploration of the body and a symbolic act, constructing a visual narrative of conflict without a literal narrative. Digital media in this process functions as a space for artistic experimentation and thought that enables an iterative, reflective process, so that this work fully represents the integration of concepts, visual practices, and reflection as forms of knowledge in practice-based research.

VII. CONCLUSION

The digital art creation entitled "Determination" in the Practice of Digital Art Creation: Concept Exploration and Visualization Using Procreate demonstrates that the concept of determination can be realized powerfully and meaningfully through a practice-based research approach. The art creation practice in this study not only produces visual works as aesthetic outputs but also functions as a research process that generates artistic knowledge through the systematic exploration of concepts, media, and visual reflection. The results demonstrate that the concept of determination, defined as the firmness of will, inner strength, and human determination, can be effectively translated into symbolic and expressive visual language. The aesthetic and semiotic approaches used in the analysis of the work demonstrate that the visual decisions made are not merely decorative but play a crucial role in constructing meaning.

Academically, this research confirms that practice-based research is a relevant and valid methodological approach in digital art research. This approach positions art creation as a research method capable of producing artistic knowledge that is reflective, contextual, and scientifically accountable. Thus, this research contributes to the discourse on art-creation methodology and strengthens the position of digital art in academic research. Ultimately, this



research is expected to serve as a reference for artists, academics, and art students in developing digital art practices that emphasize conceptual depth, visual exploration, and critical reflection. The integration of the concept of determination, digital media, and a practice-based research approach opens up opportunities to develop digital artworks that are not only visually compelling but also conceptually and academically relevant.

References:

- Pradita, S. F., Fanani, I., Latifah, R., & Anggraeni, S. N. (2025). Digital content analysis of the transformation of art appreciation through augmented reality in art exhibitions: Analisis konten digital terhadap transformasi apresiasi seni melalui augmented reality dalam pameran seni. *Sungging: Journal of Innovative, Cultural, Transdisciplinary Art and Kriya Discourse*, 4(1), 161–179.
- Rajudin, R., Miswar, M., & Muler, Y. (2020). Metode Penciptaan Bentuk Representasional, Simbolik, Dan Abstrak (Studi Penciptaan Karya Seni Murni Di Sumatera Barat, Indonesia). *Gorga : Jurnal Seni Rupa*, 9(2), 261. <https://doi.org/10.24114/gr.v9i2.19950>
- Rosetha, Y. E., & Ahmad, A. S. E. (2025). PARODI PENGAMBARAN PEREMPUAN DISNEY SEBAGAI TEMA PENCIPTAAN KARYA DIGITAL PAINTING. *SAKALA JURNAL SENI RUPA MURNI*, 6(2), 15–29.
- Setiawan, I., Murni, M., & Permata, Bintang; Saputra, Y. H. (2025). *KORELASI SIMBOLISME WARNA DAN GERAK TARI : STUDI SEMIOTIKA PADA PAKAIAN DAN KORELASINYA DENGAN KOREOGRAFI PADA TARI TATAK GARO-GARO SUKU BATAK DI PROVINSI*. 7, 13–19.
- Wirakesuma, I. N., & Mudana, I. W. (2022). Regenerasi Seni Rupa Digital Masa Kini. *Jurnal Pendidikan Dan Konseling (JPDK)*, 4(6), 13176–13185.
- Ying, X., Shaharuddin, S. S., Ramli, S. Bin, Heng, Y., & Gao, N. (2025). Examining student acceptance of Procreate in digital art education using the technology acceptance model (TAM). *International Journal of ADVANCED AND APPLIED SCIENCES*. <https://api.semanticscholar.org/CorpusID:281062343>